



2024 INTEGRATED REPORT



Table of Contents

→	03	Report Content
→	04	The limits of the report and the period it covers
→	04	Feedback and Comments
→	05	Report of the Board of Directors
→	05	Auditor's report
→	05	Annual financial statements and their notes
→	55	Governance Report
→	76	Sustainability Report



Report Content

The 2024 Integrated Report by RAPCO Investment PJSC (“Company”) covers our business as well as financial, environmental, social and governance performance. This report focuses on the Company’s ability to create value for all stakeholders in the short, medium and long term. The sustainability content in the report has been prepared in accordance with the standards of the Global Reporting Initiative: the primary choice and in line with the 31 environmental, social and corporate governance standards set by the Abu Dhabi Securities Exchange. We have also aligned our report with the relevant Sustainable Development Goals of our business model as well as with the UAE’s Economic Vision 2030. Accordingly, the report complies with the requirements of the UAE Securities and Commodities Authority (SCA) regarding the preparation of the integrated report for the fiscal year 2024. This report represents the Forth integrated report issued by the Company in an integrated manner, and in accordance with the requirements of the Securities and Commodities Authority.



The limits of the report and the period it covers

This report covers the period between 1 January 2024 and 31 December 2024, and includes the entire operations of the Company. Crowe Mak has undertaken the audit of the accompanying financial statements for the year 2024. The business, sustainability and governance content of our report has been reviewed by our internal audit department.



Feedback and Comments

If you have any questions, comments or notes about this report, please contact us:



info@rapcoinvestment.ae



+971 7243 4477

RAPCO Investment P.J.S.C

Ras Al Khaimah, United Arab Emirates

**Reports and financial statements
For the year ended 31 December 2024**

RAPCO Investment P.J.S.C

Ras Al Khaimah - United Arab Emirates

Table of contents	Pages
General information	1
Directors' report	2 - 3
Independent auditor's report	4 - 7
Statement of financial position	8
Statement of profit or loss and other comprehensive income	9
Statement of changes in equity	10
Statement of cash flows	11
Notes to the financial statements	12 - 48

RAPCO Investment P.J.S.C

Ras Al Khaimah - United Arab Emirates General information

Principal office address:

Al Jazirah Alhamra
P.O. Box: 184
Ras Al Khaimah
United Arab Emirates
T: +971 72 462 2222
Website: www.rapcoinvestment.ae

The Board of Directors:

Shaikh Mohamed Humaid Abdulla
Mohamed Alqasimi,
Chairman, (Emirati)
Mubarak Ali Mubarak Alshamsi,
Deputy Chairman, (Emirati)
Abdulla Khalfan Mohammed Alshraiqi Almehrzi,
Member of the Board of Directors, (Emirati)
Aaesha Saif Ahmed Alkhanbouli Alshehhi,
Member of the Board of Directors, (Emirati)
Mohammed Hasan Mohammed Alshamsi Alawadhi
Member of the Board of Directors, (Emirati)

The General Manager:

Raman Garg Mahabir Saran Garg

The Auditor:

Crowe Mak
P.O. Box: 6747
Dubai, United Arab Emirates

The Banks:

Abu Dhabi Commercial Bank
National Bank of Ras Al Khaimah
Commercial International Bank
Dubai Islamic Bank
First Abu Dhabi Bank

RAPCO Investment P.J.S.C

Ras Al Khaimah - United Arab Emirates Directors' report

The Directors have pleasure in presenting their report and the audited financial statements for the year ended 31 December 2024.

Principal activities of the Entity

The principal activities of RAPCO Investment P.J.S.C (the "Entity") are commercial enterprises investment, institution and management, real estate enterprises investment, development, institution and management, and agricultural enterprises investment, institution and management.

Financial review

The table below summarizes the results of the year 2024 and 2023.

	2024	2023
	AED	AED
Net profit for the year	31,806,021	16,906,826
Basic and diluted earnings per share	0.334	0.177

Dividend

The Directors of the Entity in their meeting on 13 March 2025 reviewed the financial results for the year ended 31 December 2024, and, after careful consideration, has recommended not distributing dividends to shareholders. This decision aligns with the Entity's 2025 strategy, which focuses on building a scalable investment portfolio to create long-term value for shareholders. A significant portion of the Entity's profits for 2024 were driven by fair valuation gains rather than cash profits, and given the nature of the investment business, the Board believes that retaining these earnings for reinvestment is essential to support sustainable growth and capitalize on future opportunities. The Entity remains committed to transparent communication and will fully explain these reasons and address shareholder concerns during the upcoming Annual General Assembly.

Role of the Directors

The Directors are the Entity's principal decision-making forum. The Directors have the overall responsibility for leading and supervising the Entity for delivering sustainable shareholder value through their guidance and supervision of the Entity's business. The Directors set the strategies and policies of the Entity. They monitor performance of the Entity's business, guide and supervise its management.

Going concern

The attached financial statements have been prepared on a going concern basis. While preparing the financial statements, the management has made an assessment of the Entity's ability to continue as a going concern. The management has not come across any evidence that causes it to believe that material uncertainties related to the events or conditions existed, which may cast significant doubt on the Entity's ability to continue as a going concern.

Events after year end

In the opinion of the Directors, no transaction or event of a material and unusual nature, favourable or unfavourable has arisen in the interval between the end of the financial year and the date of this report, that is likely to affect, substantially the result of the operations or the financial position of the Entity.

Reclassification of investments

The Entity holds a 27.75% ownership in RAK AMI Hotel FZ-LLC and, until the previous year, this investment has been classified as an investment in an associate, in accordance with IAS 28. Further, from the beginning of the year, the Entity has met the criteria for being an investment Entity, had elected to measure its investments at fair value through profit or loss (FVTPL) as per IFRS 9.

Projections and Risk

The Entity is continuously monitoring its liquid funds and investments in equity and fixed income securities to maximize the yield. The Entity is exposed to and affected by the fluctuation in the financial market it operates. However, the Entity has various in-house systems to evaluate these risks and accordingly take steps to mitigate the effect of such risks.

**Ras Al Khaimah - United Arab Emirates
Directors' report (continued)**

Statement of Directors' responsibilities

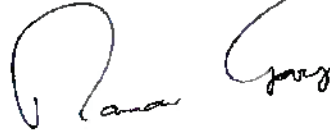
The applicable requirements require the Directors to prepare the financial statements for each financial year which present fairly in all material respects, the financial position of the Entity and its financial performance for the year then ended.

The audited financial statements for the year under review have been prepared in conformity and in compliance with the relevant statutory requirements and other governing laws. The Directors confirm that sufficient care has been taken for the maintenance of proper and adequate accounting records that disclose with reasonable accuracy at any time, the financial position of the Entity and enables them to ensure that the financial statements comply with the requirements of the applicable statute. The Directors also confirm that appropriate accounting policies have been selected and applied consistently in order for the financial statements to reflect fairly, the form and substance of the transactions carried out during the year under review and reasonably present the Entity's financial conditions and results of its operations.

The financial statements set out on pages 8 to 48, which have been prepared on the going concern basis were approved by the Directors on the date of these financial statements and signed on behalf of the Entity by:



**Shaikh Mohamed Humaid Abdulla
Mohamed Alqasimi**
Chairman



Raman Garg Mahabir Saran Garg
General Manager

13 March 2025

Independent auditor's report

Ref: BN/A2588/March 2025

To,
The Shareholders
RAPCO Investment P.J.S.C
P.O. Box: 30019
Ras Al Khaimah, United Arab Emirates

Report on the Audit of the Financial Statements

Opinion

We have audited the financial statements of RAPCO Investment P.J.S.C (the "Entity"), Ras Al Khaimah, United Arab Emirates, which comprise the statement of financial position as at 31 December 2024, and the statement of profit or loss and other comprehensive income, statement of changes in equity and statement of cash flows for the year then ended, and notes to the financial statements, including material accounting policy information and other explanatory information.

In our opinion, the accompanying financial statements present fairly, in all material respects, the financial position of the Entity as at 31 December 2024, and its financial performance and its cash flows for the year then ended in accordance with IFRS Accounting Standards as issued by the International Accounting Standards Board (IASB).

Basis for Opinion

We conducted our audit in accordance with International Standards on Auditing (ISAs). Our responsibilities under those standards are further described in the Auditor's Responsibilities for the Audit of the Financial Statements section of our report. We are independent of the Entity in accordance with the International Ethics Standards Board for Accountants' International Code of Ethics for Professional Accountants (including International Independence Standards) (IESBA code), as applicable to audits of financial statements of public interest entities, together with ethical requirements that are relevant to audits of the financial statements of public interest entities in the United Arab Emirates. We have also fulfilled our other ethical responsibilities in accordance with these requirements and the IESBA Code. We believe that the audit evidence we have obtained is sufficient and appropriate to provide a basis for our opinion.

Key Audit Matters

Key audit matters are those matters that, in our professional judgement, were of most significance in our audit of the financial statements of the current period. These matters were addressed in the context of our audit of the financial statements as a whole, and in forming our opinion thereon, and we do not provide a separate opinion on these matters.

1) Valuation of the investment properties

We identified the valuation of investment properties as a key audit matter due to the significance of the Entity's investment properties in the context of the Entity's financial statements as a whole and due to significant judgement involved in determining the inputs used in the valuation.

As at 31 December, 2024, the Entity's investment properties amounting to AED 59,416,800 which represented 14% of the Entity's total assets and a loss on revaluation of investment properties amounting to AED 23,331,200 was recognised in the statement of profit or loss for the year then ended.

The Entity's investment properties are stated at fair value based on valuations carried out by an independent qualified valuer (the "Valuer"). The valuation was dependent on certain key estimates which requires significant judgement, including yield rates, contractual lease rents and forecasted operating expenses, which are influenced by prevailing market forces and specific characteristics such as property location and income returns of each property in the portfolio. Details of the valuation methodologies and key inputs used in the valuations are disclosed in note 6 to the financial statements.

Independent auditor's report (continued)

To the Shareholders of RAPCO Investment P.J.S.C Report on the Audit of Financial Statements (continued)

How our audit addressed the key audit matters

We have performed the following procedures in relation to the valuation of investment properties:

- We assessed the competence, capabilities and objectivity of the valuer;
- We reviewed the terms of engagement between the valuer and the Entity to determine whether the scope of the work is adequate and there were any matters that might have affected their objectivity or may have imposed scope limitations upon their work;
- We agreed the total valuation in reports of the valuer to the amount reported in the statement of financial position;
- We assessed the completeness and consistency of information provided by the Entity to the valuer; and evaluated the reasonableness of the key inputs used in the valuation on a sample basis;
- We assessed the appropriateness and reasonableness of the valuation methodologies, key assumptions and estimates used in the valuation on a sample basis;
- We reviewed the appropriateness of disclosures in the financial statements with respect to valuation of investment properties;
- We reperformed the arithmetical accuracy of the determination of net fair value loss during the year;
- We reviewed a sample of investment properties valued by external valuers and assessed whether the valuation of the properties was performed in accordance with the requirements of IFRS 13 Fair Value Measurement; and
- Also, we assessed the disclosures made in relation to this matter to determine if they were in accordance with the requirements of IFRSs.

2) Reclassification of investments

The Entity had investment in an associate, which were measured using the equity method. However, after meeting the criteria of an investment Entity and upon transformation of Management during last year, the Entity elected to measure these investments at fair value through profit or loss in accordance with IFRS 9 from the beginning of the year. Consequently, through an independent valuer appointed by the management, a fair valuation of this investment was done and recognized these at fair value measured in accordance with IFRS 9. Given the significance of the balances and the assumptions involved in their valuation and presentation, this is considered a key audit matter.

How our audit addressed the key audit matters

We have performed the following procedures in relation to the valuation of investments:

- We assessed the competence, capabilities, and objectivity of the independent valuer appointed by management to perform the fair valuation of the investments;
- We evaluated the Entity's compliance with the definition of an investment Entity by reviewing the Entity's business activities, governance structure, and investment objectives;
- We examined the valuation methodologies and key assumptions used by the external valuer; and
- We inquired with the management regarding the rationale for electing to measure the investments at fair value through profit or loss as per IFRS 9.

Other Information

Management is responsible for the other information. The other information comprises the Directors' report but does not include the financial statements and our auditor's report thereon.

Our opinion on the financial statements does not cover the other information and we do not express any form of assurance conclusion thereon.

In connection with our audit of the financial statements, our responsibility is to read the other information and, in doing so, consider whether the other information is materially inconsistent with the financial statements or our knowledge obtained in the audit, or otherwise appears to be materially misstated.

Independent auditor's report (continued)

To the Shareholders of RAPCO Investment P.J.S.C Report on the Audit of Financial Statements (continued)

If, based on the work we have performed, we conclude that there is a material misstatement of this other information, we are required to report that fact. We have nothing to report in this regard.

Responsibilities of Management and Those Charged with Governance for the Financial Statements

Management is responsible for the preparation and fair presentation of the financial statements in accordance with IFRS Accounting Standards as issued by the IASB, and their preparation in compliance with the applicable provisions of the U.A.E. Federal Law No. 32 of 2021, and for such internal control as management determines is necessary to enable the preparation of financial statements that are free from material misstatement, whether due to fraud or error.

In preparing the financial statements, management is responsible for assessing the Entity's ability to continue as a going concern, disclosing, as applicable, matters related to going concern and using the going concern basis of accounting unless management either intends to liquidate the Entity or to cease operations, or has no realistic alternative but to do so.

Those charged with governance are responsible for overseeing the Entity's financial reporting process.

Auditor's Responsibilities for the Audit of the Financial Statements

Our objectives are to obtain reasonable assurance about whether the financial statements as a whole are free from material misstatement, whether due to error or fraud, and to issue an auditor's report that includes our opinion. Reasonable assurance is a high level of assurance, but is not a guarantee that an audit conducted in accordance with ISAs will always detect a material misstatement when it exists. Misstatements can arise from fraud or error and are considered material if, individually or aggregate, they could reasonably be expected to influence the economic decisions of users taken on the basis of these financial statements.

As part of an audit in accordance with ISAs, we exercise professional judgement and maintain professional skepticism throughout the audit. We also:

- Identify and assess the risks of material misstatement of the financial statements, whether due to fraud or error, design and perform audit procedures responsive to those risks, and obtain audit evidence that is sufficient and appropriate to provide a basis for our opinion. The risk of not detecting a material misstatement resulting from fraud is higher than for one resulting from error, as fraud may involve collusion, forgery, intentional omissions, misrepresentations, or the override of internal control.
- Obtain an understanding of internal control relevant to the audit in order to design audit procedures that are appropriate in the circumstances, but not for the purpose of expressing an opinion on the effectiveness of the Entity's internal control.
- Evaluate the appropriateness of accounting policies used and the reasonableness of accounting estimates and related disclosures made by management.
- Conclude on the appropriateness of management's use of going concern basis of accounting and, based on the audit evidence obtained, whether a material uncertainty exists related to events or conditions that may cast significant doubt on the Entity's ability to continue as a going concern. If we conclude that a material uncertainty exists, we are required to draw attention in our auditor's report to the related disclosures in the financial statements or, if such disclosures are inadequate, to modify our opinion. Our conclusions are based on the audit evidence obtained up to the date of our auditor's report. However, future events or conditions may cause the Entity to cease to continue as a going concern.
- Evaluate the overall presentation, structure and content of the financial statements, including the disclosures, and whether the financial statements represent the underlying transactions and events in a manner that achieves fair presentation.

We communicate with those charged with governance regarding, among other matters, the planned scope and timing of the audit and significant audit findings, including any significant deficiencies in internal control that we identify

Independent auditor's report (continued)

To the Shareholders of RAPCO Investment P.J.S.C Report on the Audit of Financial Statements (continued)

during our audit.

We also provide those charged with governance with a statement that we have complied with relevant ethical requirements regarding independence, and to communicate with them all relationships and other matters that may reasonably be thought to bear on our independence, and where applicable, related safeguard.

From the matters communicated with those charged with governance, we determine those matters that were of most significance in the audit of the financial statements of the current year and are therefore the key audit matters. We describe these matters in our auditor's report unless law or regulation precludes public disclosure about the matter or when, in extremely rare circumstances, we determine that a matter should not be communicated in our report because the adverse consequences of doing so would reasonably be expected to outweigh the public interest benefits of such communication.

Report on Other Legal and Regulatory Requirements

Further, as required by the U.A.E. Federal Law No. 32 of 2021, we report that:

- (a) We have obtained all the information we considered necessary for the purpose of our audit;
- (b) The financial statements have been prepared and comply, in all material aspects, with the applicable provisions of the U.A.E. Federal Law No. 32 of 2021, and the Memorandum and Articles of Association of the Entity;
- (c) The Entity maintained proper books of account;
- (d) The contents of the Directors' report which relates to the financial statements are in agreement with the Entity's books of account;
- (e) Note 11 to the financial statements reflects the disclosures relating to material related party transactions and the terms under which they were conducted;
- (f) As disclosed in notes 12 and 14 to the financial statements, the Entity has purchased or invested in shares during the year ended December 31, 2024; and
- (g) Based on the information that has been made available to us, nothing has come to our attention which causes us to believe that the Entity has contravened during the year ended 31 December 2024 any of the applicable provisions of the U.A.E. Federal Law No. 32 of 2021, and the Memorandum and Articles of Association of the Entity which would materially affect its activities or its financial position as at 31 December 2024.

Crowe Mak



Basil Naser
Partner
Registered Auditor Number: 5507
Dubai, United Arab Emirates
13 March 2025



RAPCO Investment P.J.S.C

Ras Al Khaimah - United Arab Emirates


Statement of financial position as at 31 December 2024

	Notes	2024 AED	2023 AED
ASSETS			
Non-current assets			
Property, plant and equipment	5	7,347	9,505
Investment properties	6	59,416,800	83,333,000
Investments in associates	7	-	72,014,317
Financial assets at fair value through other comprehensive income (FVTOCI)	12	156,226,192	160,378,569
Financial assets at amortised cost	13	67,064,030	25,113,785
Deferred tax asset	30	1,624,151	-
Total non-current assets		284,338,520	340,849,176
Current assets			
Trade receivables	9	451,989	1,048,220
Advances, deposits and other receivables	10	5,253,431	360,942
Due from a related party	11	103,798	-
Investments at fair value through profit or loss (FVTPL)	14	130,190,021	11,009,492
Fixed deposits	15	-	1,000,000
Cash and cash equivalents	16	2,242,885	9,710,758
Total current assets		138,242,104	23,129,412
Total assets		422,580,624	363,978,588
EQUITY AND LIABILITIES			
Equity and shareholders' funds			
Share capital	17	95,040,000	95,040,000
Statutory reserve	19	44,892,921	41,712,319
Special reserve		80,000,000	80,000,000
Retained earnings		96,193,016	62,524,645
Fair value reserve for financial assets at FVTOCI	20	73,564,909	78,202,049
Total equity		389,690,846	355,479,013
LIABILITIES			
Non-current liabilities			
Employees' end-of-service benefits	22	344,240	426,830
Bank borrowings	23	30,000,000	-
Total non-current liabilities		30,344,240	426,830
Current liabilities			
Due to related parties	11	230,663	-
Trade and other payables	24	2,314,875	8,072,945
Total current liabilities		2,545,538	8,072,945
Total liabilities		32,889,778	8,499,575
Total equity and liabilities		422,580,624	363,978,588

These financial statements were approved and authorised for issue on 13 March 2025.

The financial statements set out on pages 8 to 48, which have been prepared on the going concern basis were approved by the Directors on the date of these financial statements and signed on behalf of the Entity by:


**Shaikh Mohamed Humaid Abdulla
 Mohamed Alqasimi**
 Chairman


Raman Garg Mahabir Saran Garg
 General Manager

The accompanying notes and policies form an integral part of these financial statements.

The report of the auditor is set out on pages 4 to 7.

RAPCO Investment P.J.S.C

Ras Al Khaimah - United Arab Emirates

Statement of profit or loss and other comprehensive income for the year ended 31 December 2024

	Notes	2024 AED	2023 AED
Investment income	25	12,284,631	11,496,150
Gain on sale of investments in associates		1,423,252	-
(Loss) / gain on changes in fair value of investment properties	6	(23,331,200)	13,000
Gain on sale of investment properties		126,190	1,409,273
Gain on sale of investments at FVTPL		1,730,572	967,637
Unrealised gain / (loss) on investments at FVTPL	14	42,031,974	(790,290)
Other income	26	1,194,354	5,940,187
General and administrative expenses	27	(4,106,007)	(2,283,032)
Finance cost	28	(353,206)	(47,106)
Share of (loss) / profit of associates - net	7	(865,081)	201,007
Profit before corporate tax		30,135,479	16,906,826
Deferred tax credit	30	1,670,542	-
Net profit for the year		31,806,021	16,906,826
Other comprehensive income, net of tax			
Items that will not be reclassified subsequently to profit or loss:			
Increase / (decrease) in fair value of financial assets at FVTOCI		20,552	(12,853,716)
Net gain on sale of investments carried at FVTOCI		3,331,651	-
Deferred tax expense	30	(46,391)	-
Other comprehensive income/(loss) for the year		3,305,812	(12,853,716)
Total comprehensive income for the year		35,111,833	4,053,110
Total comprehensive income for the year attributable to the Owners of the Entity arises from:			
Basic and diluted earnings per share		0.334	0.177

The accompanying notes and policies form an integral part of these financial statements.

The report of the auditor is set out on pages 4 to 7.

RAPCO Investment P.J.S.C

Ras Al Khaimah - United Arab Emirates

Statement of changes in equity for the year ended 31 December 2024

	Share capital AED	Statutory reserve AED	Special reserve AED	Voluntary reserve AED	Retained earnings AED	Fair value reserve for financial assets at FVTOCI AED	Total AED
As at 1 January 2023	95,040,000	40,021,637	80,000,000	19,547,271	25,860,041	91,256,954	351,725,903
Profit for the year	-	-	-	-	16,906,826	-	16,906,826
Other comprehensive (loss) for the year	-	-	-	-	-	(12,853,716)	(12,853,716)
Total comprehensive income for the year	-	-	-	-	16,906,826	(12,853,716)	4,053,110
Transfers during the year	-	-	-	(19,547,271)	19,547,271	-	-
Transfer to statutory reserve	-	1,690,682	-	-	(1,690,682)	-	-
Transfer on sale of investments at FVTOCI	-	-	-	-	2,201,189	(2,201,189)	-
Board of Directors' remuneration	-	-	-	-	(300,000)	-	(300,000)
As at 31 December 2023	95,040,000	41,712,319	80,000,000	-	62,524,645	76,202,049	355,479,013
Profit for the year	-	-	-	-	31,806,021	-	31,806,021
Other comprehensive income for the year	-	-	-	-	-	3,305,812	3,305,812
Total comprehensive income for the year	-	-	-	-	31,806,021	3,305,812	35,111,833
Transfer to statutory reserve	-	3,180,602	-	-	(3,180,602)	-	-
Transfer on sale of investments at FVTOCI	-	-	-	-	5,942,952	(5,942,952)	-
Board of Directors' remuneration	-	-	-	-	(900,000)	-	(900,000)
As at 31 December 2024	95,040,000	44,892,921	80,000,000	-	96,193,016	73,564,909	389,690,846

The accompanying notes and policies form an integral part of these financial statements.

The report of the auditor is set out on pages 4 to 7.

RAPCO Investment P.J.S.C

Ras Al Khaimah - United Arab Emirates

Statement of cash flows for the year ended 31 December 2024

	Notes	2024 AED	2023 AED
Cash flows from operating activities			
Profit for the year before tax		30,135,479	16,906,826
Adjustments for:			
Depreciation of property, plant and equipment	5	6,648	99,213
Gain on sale of investment properties	6	-	(1,409,273)
Fair value loss / (gain) from investment properties	6	23,331,200	(13,000)
Share of loss / (profit) of associates - net	7	865,081	(201,007)
Gain on sale of investments in associates	7	(1,423,252)	-
Unrealised (gain) / loss on revaluation of investments at FVTPL	14	(42,031,974)	790,290
Realised gain on disposal of investments at FVTPL	14	(1,730,572)	(967,637)
Employees' end-of-service benefits	22	54,394	34,587
Dividend income	25	(8,533,902)	(8,032,653)
Interest income	25	(2,046,652)	(1,826,416)
Gain on maturity of investments at amortized cost	25	(222,702)	-
Gain on disposal of property, plant and equipment	26	-	(5,804,302)
Allowance for doubtful debts	27	382,861	-
Finance cost	28	353,206	47,106
Operating cash flows before changes in operating assets and liabilities		(860,185)	(376,266)
Decrease in inventories	8	-	8,807
Decrease in trade receivables	9	213,370	1,187,679
(Increase) / decrease in advances, deposits and other receivables	10	(4,892,489)	1,198
Increase in due to related parties	11	230,663	-
(Increase) / decrease in due from a related party	11	(103,798)	526,363
Decrease in trade and other payables	24	(5,758,069)	(17,352,886)
Cash used in operating activities		(11,170,508)	(16,005,105)
Employees' end-of-service indemnity paid	22	(136,784)	(47,890)
Finance costs paid	28	(353,206)	(47,106)
Net cash used in operating activities		(11,660,498)	(16,100,101)
Cash flows from investing activities			
Purchase of property, plant and equipment	5	(4,490)	-
Proceeds from sale of property, plant and equipment	5	-	6,327,722
Proceeds from sale of investment properties	6	585,000	5,459,273
Proceeds of sale of investments in associates	7	6,760,760	-
Purchase of financial assets at FVTOCI	12	(3,002,568)	-
Proceeds from sale of investments carried at FVTOCI	12	10,507,148	7,975,103
Purchase of financial assets at amortised cost	13	(44,258,558)	(5,785,572)
Proceeds from maturity of financial assets at amortised cost	13	3,145,282	-
Proceeds from disposal of financial assets at amortised cost	13	-	7,267,695
Purchase of investments at FVTPL	14	(34,643,863)	(18,841,195)
Proceeds from disposal of investments at FVTPL	14	25,037,607	8,009,050
Proceeds from / (investments in) fixed deposits	15	1,000,000	1,000,000
Interest received	25	1,432,385	1,894,478
Dividends received	25	8,533,902	8,032,653
Net cash (used in) / generated from investing activities		(24,907,395)	21,339,207
Cash flows from financing activities			
Proceeds from bank borrowings	23	30,000,000	-
Board of Directors' remuneration		(900,000)	(300,000)
Net cash generated from / (used in) financing activities		29,100,000	(300,000)
Net (decrease)/increase in cash and cash equivalents		(7,467,893)	4,939,106
Cash and cash equivalents at the beginning of the year		9,710,758	4,771,652
Cash and cash equivalents at the end of the year	16	2,242,865	9,710,758

The accompanying notes and policies form an integral part of these financial statements.

The report of the auditor is set out on pages 4 to 7.

RAPCO Investment P.J.S.C

Ras Al Khaimah - United Arab Emirates

Notes to the Financial Statements for the year ended 31 December 2024

1 General information

RAPCO Investment P.J.S.C (the "Entity") is public shareholding company, facilitated under Emiri decree No. 76/8 of 1976 issued by His Highness, The Ruler of Ras Al Khaimah. The Entity was incorporated on March 11, 1978 and operates under the commercial license no. 302 issued by Department of Economic Development of Government of Ras Al Khaimah. The shares of the Entity are traded on the Abu Dhabi Securities Exchange.

The address of the registered office of the Entity is Al jazirah Alhamra, P.O. Box: 184, Ras Al Khaimah, United Arab Emirates.

The principal activities of the Entity consist of commercial enterprises investment, institution and management, real estate enterprises investment, development, institution and management, and agricultural enterprises investment, institution and management.

The management is vested with Mr. Raman Garg Mahabir Saran Garg, General Manager, Indian national, under the supervision of the Board of Directors of the Entity.

These financial statements incorporate the operating results of the commercial license no. 302.

2 Application of new and revised Standards

2.1 New and amended Standards that are effective for the current year

In the current year, the Entity has applied a number of amendments to IFRS Accounting Standards issued by the International Accounting Standards Board (IASB) that are mandatorily effective for an accounting period that begins on or after 1 January 2023. Their adoption has not had any material impact on the disclosures or on the amounts reported in these financial statements.

New and revised Standards

Effective for annual periods beginning on or after

Amendments to IAS 7 and IFRS 7 Supplier Finance Arrangements	1 January 2024
Amendments to IFRS 16: Lease Liability in a Sale and Leaseback	1 January 2024
Amendments to IAS 1 Classification of Liabilities as Current or Non-current	1 January 2024
IFRS Sustainability Disclosure Standards	1 January 2024

Management has adopted the new and amended IFRS standards in the current period and believes that these standards do not have material impact on these financial statements unless mentioned above.

2.2 New and revised Standards in issue but not yet effective

The Entity has not applied the following new and revised IFRS Standards that have been issued but are not yet effective:

New and revised Standards

Effective for annual periods beginning on or after

Amendments to IFRS 10 and IAS 28 – Sale or Contribution of assets between an Investor and its Associate or Joint Venture:	No effective date set
Amendments to IAS 21 Lack of exchangeability	1 January 2025
IFRS 18 Presentation and Disclosure in Financial Statements	1 January 2027
IFRS 19 Subsidiaries without Public Accountability: Disclosures	1 January 2027

Management anticipates that these standards will not have any significant impact on these financial statements.

Ras Al Khaimah - United Arab Emirates Notes to the Financial Statements for the year ended 31 December 2024

3 Material accounting policy information

3.1 Statement of compliance

The financial statements have been prepared in accordance with IFRS Accounting Standards as issued by the International Accounting Standards Board.

3.2 Basis of preparation

These financial statements have been prepared on the historical cost basis except for investment properties, investments at fair value through profit or loss and investments at fair value through other comprehensive income that are measured at fair values.

Historical cost is generally based on the fair value of the consideration given in exchange for goods and services.

Current/Non-current classification

The Entity presents assets and liabilities in statement of financial position based on current/non-current classification. An asset is current when it is:

Expected to be realised or intended to sold or consumed in normal operating cycle or held primarily for the purpose of trading or expected to be realised within twelve months after the reporting year, or cash or cash equivalent unless restricted from being exchanged or used to settle a liability for at least twelve months after the reporting year.

All other assets are classified as non-current.

A liability is current when it is expected to be settled in normal operating cycle or it is held primarily for the purpose of trading or it is due to be settled within twelve months after the reporting year, or there is no unconditional right to defer the settlement of the liability for at least twelve months after the reporting year.

The Entity classifies all other liabilities as non-current.

Fair value measurement

Fair value is the price that would be received to sell an asset or paid to transfer a liability in an orderly transaction between market participants at the measurement date, regardless of whether that price is directly observable or estimated using another valuation technique. In estimating the fair value of an asset or a liability, the Entity takes into account the characteristics of the asset or liability if market participants would take those characteristics into account when pricing the asset or liability at the measurement date. Fair value for measurement and/or disclosure purposes in these financial statements is determined on such a basis, except for share-based payment transactions that are within the scope of IFRS 2, leasing transactions that are within the scope of IFRS 16, and measurements that have some similarities to fair value but are not fair value, such as net realisable value in IAS 2 or value in use in IAS 36.

In addition, for financial reporting purposes, fair value measurements are categorised into Level 1, 2 or 3 based on the degree to which the inputs to the fair value measurements are observable and the significance of the inputs to the fair value measurement in its entirety, which are described as follows:

- Level 1 inputs are quoted prices (unadjusted) in active markets for identical assets or liabilities that the Entity can access at the measurement date;
- Level 2 inputs are inputs, other than quoted prices included within Level 1, that are observable for the asset or liability, either directly or indirectly; and
- Level 3 inputs are unobservable inputs for the asset or liability.

The principal accounting policies are set out below.

3.3 Functional currency

These financial statements are presented in Emirati Dirham, which is the Entity's functional currency.

Ras Al Khaimah - United Arab Emirates
Notes to the Financial Statements for the year ended 31 December 2024

3 Material accounting policy information (continued)

3.4 Investments in associates

An associate is an Entity over which the Entity has significant influence. Significant influence is the power to participate in the financial and operating policy decisions of the investee but is not control or joint control over those policies.

The results and assets and liabilities of associates are incorporated in these financial statements using the equity method of accounting, except when the investment is classified as held for sale, in which case it is accounted for, in accordance with IFRS 5 Non-current Assets Held for Sale and Discontinued Operations.

Under the equity method, an investment in an associate is initially recognised in the statement of financial position at cost and adjusted thereafter to recognise the Entity's share of the profit or loss and other comprehensive income of the associate. When the Entity's share of losses of an associate exceeds the Entity's interest in that associate (which includes any long-term interests that, in substance, form part of the Entity's net investment in the associate), the Entity discontinues recognising its share of further losses. Additional losses are recognised only to the extent that the Entity has incurred legal or constructive obligations or made payments on behalf of the associate.

Any excess of the cost of the investments over the Entity's share of the net fair value of the identifiable assets and liabilities of an associate recognised as goodwill, which is included within the carrying amount of the investment. Any excess of the Entity's share of the net fair value of the identifiable assets and liabilities over the cost of acquisition, after reassessment, is recognised immediately in the statement of profit or loss in the period in which investment is acquired.

When the Entity transacts with its associate, profits or losses resulting from the transactions with the associate are recognised in the Entity's financial statements only to the extent of interests in the associate that are not related to the Entity.

3.5 Revenue recognition

Dividend income

Dividend income from investments is recognised when the right to receive payment has been established.

Interest income

Interest income from a financial asset is recognised when it is probable that the economic benefits will flow to the Entity and the amount of income can be measured reliably. Interest income is accrued on a time basis, by reference to the principal outstanding and at the effective interest rate applicable, which is the rate that exactly discounts estimated future cash receipts through the expected life of the financial asset to that asset's net carrying amount on initial recognition.

Rental income

Rental income from investment properties represents the amounts charged to the tenants against the rental of the Entity's investment properties and are recognised in the statement of profit or loss on a straight-line basis over the term of the lease.

The Group as lessor

Amounts due from lessees under leases are recognised as receivables at the amount of the Entity's net investment in the leases. Lease income is allocated to accounting periods so as to reflect a constant periodic rate of return on the Entity's net investment outstanding in respect of the leases.

Rental income from leases is recognised on a straight-line basis over the term of the relevant lease. Initial direct costs incurred in negotiating and arranging a lease are added to the carrying amount of the leased asset and recognised on a straight-line basis over the lease term.

3.6 Foreign currencies

In preparing the financial statements of the Entity, transactions in currencies other than the Entity's functional currency (foreign currencies) are recognised at the rates of exchange prevailing at the dates of the transactions. At the end of each reporting period, monetary items denominated in foreign currencies are retranslated at the rates prevailing at that date. Non-monetary items carried at fair value that are denominated in foreign currencies are retranslated at the rates prevailing at the date when the fair value was determined. Non-monetary items that are measured in terms of historical cost in a foreign currency are not retranslated.

Ras Al Khaimah - United Arab Emirates
Notes to the Financial Statements for the year ended 31 December 2024

3 Material accounting policy information (continued)

3.6 Foreign currencies (continued)

Exchange differences on monetary items are recognised in profit or loss in the period in which they arise.

3.7 Borrowing costs

Borrowing costs directly attributable to the acquisition, construction or production of qualifying assets, which are assets that necessarily take a substantial period of time to get ready for their intended use or sale, are added to the cost of those assets, until such time as the assets are substantially ready for their intended use or sale.

Investment income earned on the temporary investment of specific borrowings pending their expenditure on qualifying assets is deducted from the borrowing costs eligible for capitalisation.

All other borrowing costs are recognised in profit or loss in the period in which they are incurred.

3.8 Employee benefits

End of service indemnity

Provision is made for the full amount of end of service indemnity due to non-U.A.E. national employees in accordance with the applicable Labour Law and is based on current remuneration and their period of service at the end of the reporting year.

3.9 Property, plant and equipment

Property, plant and equipment are stated at cost less accumulated depreciation and impairment loss, if any. Subsequent costs are included in the asset's carrying amount or recognised as a separate asset, as appropriate, only when it is probable that future economic benefits associated with the item will flow to the Entity and the cost of the item can be measured reliably. All other repairs and maintenance are charged to the statement of profit or loss and other comprehensive income when incurred.

Depreciation is recognised so as to write off the cost or valuation of assets (other than freehold land and properties under construction) less their residual values over their useful lives, using the straight-line method. The estimated useful lives, residual values and depreciation method are reviewed at the end of each reporting period, with the effect of any changes in estimate accounted for on a prospective basis.

An item of property, plant and equipment is derecognised upon disposal or when no future economic benefits are expected to arise from the continued use of the asset. Any gain or loss arising on the disposal or retirement of an item of property, plant and equipment is determined as the difference between the sales proceeds and the carrying amount of the asset and is recognised in profit or loss.

The following useful lives are used in the calculation of depreciation:

	<u>Useful lives</u>
Buildings	5 - 20 years
Plant and machinery	5 - 10 years
Furniture and fixtures	4 - 5 years
Office equipment	5 years
Motor vehicles	4 years

3.10 Investment properties

Investment properties are properties held to earn rentals and/or for capital appreciation.

Investment properties are measured initially at cost, including transaction costs. Subsequent to initial recognition, investment properties are measured at cost less accumulated depreciation and impairment losses. Freehold land is not depreciated. All of the Entity's property interests held under operating leases to earn rentals or for capital appreciation purposes are accounted for as investment properties and are measured using the fair value model. Gains and losses arising from changes in the fair value of investment properties are included in profit or loss in the period in which they arise.

An investment property is derecognised upon disposal or when the investment property is permanently withdrawn from use and no future economic benefits are expected from the disposal. Any gain or loss arising on derecognition of the property (calculated as the difference between the net disposal proceeds and the carrying amount of the asset) is included in profit or loss in the period in which the property is derecognised.

Ras Al Khaimah - United Arab Emirates
Notes to the Financial Statements for the year ended 31 December 2024

3 Material accounting policy information (continued)

3.11 Impairment of tangible assets

At the end of each reporting period, the Entity reviews the carrying amounts of its tangible assets to determine whether there is any indication that those assets have suffered an impairment loss. If any such indication exists, the recoverable amount of the asset is estimated in order to determine the extent of the impairment loss (if any). When it is not possible to estimate the recoverable amount of an individual asset, the Entity estimates the recoverable amount of the cash-generating unit to which the asset belongs. When a reasonable and consistent basis of allocation can be identified, corporate assets are also allocated to individual cash-generating units, or otherwise they are allocated to the smallest group of cash-generating units for which a reasonable and consistent allocation basis can be identified.

Recoverable amount is the higher of fair value less costs of disposal and value in use. In assessing value in use, the estimated future cash flows are discounted to their present value using a pre-tax discount rate that reflects current market assessments of the time value of money and the risks specific to the asset for which the estimates of future cash flows have not been adjusted.

If the recoverable amount of an asset (or cash-generating unit) is estimated to be less than its carrying amount, the carrying amount of the asset (or cash-generating unit) is reduced to its recoverable amount. An impairment loss is recognised immediately in profit or loss, unless the relevant asset is carried at a revalued amount, in which case the impairment loss is treated as a revaluation decrease.

When an impairment loss subsequently reverses, the carrying amount of the asset (or a cash-generating unit) is increased to the revised estimate of its recoverable amount, but so that the increased carrying amount does not exceed the carrying amount that would have been determined had no impairment loss been recognised for the asset (or cash-generating unit) in prior years. A reversal of an impairment loss is recognised immediately in profit or loss, unless the relevant asset is carried at a revalued amount, in which case the reversal of the impairment loss is treated as a revaluation increase.

3.12 Inventories

Inventories are stated at the lower of cost and net realisable value. Costs of inventories are determined on a weighted average basis. Net realisable value represents the estimated selling price for inventories less all estimated costs of completion and costs necessary to make the sale. (Discontinued with effect from August 2022).

3.13 Provisions

Provisions are recognised when the Entity has a present obligation (legal or constructive) as a result of a past event, it is probable that the Entity will be required to settle the obligation, and a reliable estimate can be made of the amount of the obligation.

The amount recognised as a provision is the best estimate of the consideration required to settle the present obligation at the end of the reporting period, taking into account the risks and uncertainties surrounding the obligation. When a provision is measured using the cash flows estimated to settle the present obligation, its carrying amount is the present value of those cash flows (when the effect of the time value of money is material).

When some or all of the economic benefits required to settle a provision are expected to be recovered from a third party, a receivable is recognised as an asset if it is virtually certain that reimbursement will be received and the amount of the receivable can be measured reliably.

3.14 Financial instruments

Financial assets and financial liabilities are recognised when the Entity becomes a party to the contractual provisions of the instruments.

3.15 Financial assets

All regular way purchases or sales of financial assets are recognised and derecognised on a trade date basis. Regular way purchases or sales are purchases or sales of financial assets that require delivery of assets within the time frame established by regulation or convention in the marketplace.

All recognised financial assets are measured subsequently in their entirety at either amortised cost or fair value, depending on the classification of the financial assets.

Ras Al Khaimah - United Arab Emirates
Notes to the Financial Statements for the year ended 31 December 2024

3 Material accounting policy information (continued)

3.15 Financial assets (continued)

Classification of financial assets

Financial instruments that meet the following conditions are measured subsequently at amortised cost:

- the financial asset is held within a business model whose objective is to hold financial assets in order to collect contractual cash flows; and
- the contractual terms of the financial asset give rise on specified dates to cash flows that are solely payments of principal and interest on the principal amount outstanding.

Financial instruments that meet the following conditions are measured subsequently at fair value through other comprehensive income (FVTOCI):

- the financial asset is held within a business model whose objective is achieved by both collecting contractual cash flows and selling the financial assets; and
- the contractual terms of the financial asset give rise on specified dates to cash flows that are solely payments of principal and interest on the principal amount outstanding.

By default, all other financial assets are measured subsequently at fair value through profit or loss (FVTPL).

Despite the foregoing, the Entity may make the following irrevocable election / designation at initial recognition of a financial asset:

- the Entity may irrevocably elect to present subsequent changes in fair value of an equity investment in other comprehensive income if certain criteria are met; and
- the Entity may irrevocably designate a debt investment that meets the amortised cost or FVTOCI criteria as measured at FVTPL if doing so eliminates or significantly reduces an accounting mismatch.

Impairment of financial assets

The Entity recognises a loss allowance for expected credit losses on investments in debt instruments that are measured at amortised cost or at FVTOCI, lease receivables, amounts due from customers under construction contracts, as well as on financial guarantee contracts. The amount of expected credit losses is updated at each reporting date to reflect changes in credit risk since initial recognition of the respective financial instrument.

The Entity always recognises lifetime ECL for trade receivables, amounts due from customers under construction contracts (contract assets) and lease receivables. The expected credit losses on these financial assets are estimated using a provision matrix based on the Entity's historical credit loss experience, adjusted for factors that are specific to the debtors, general economic conditions and an assessment of both the current as well as the forecast direction of conditions at the reporting date, including time value of money where appropriate.

For all other financial instruments, the Entity recognises lifetime ECL when there has been a significant increase in credit risk since initial recognition. However, if the credit risk on the financial instrument has not increased significantly since initial recognition, the Entity measures the loss allowance for that financial instrument at an amount equal to 12-month ECL. The assessment of whether lifetime ECL should be recognised is based on significant increases in the likelihood or risk of a default occurring since initial recognition instead of on evidence of a financial asset being credit-impaired at the reporting date.

Lifetime ECL represents the expected credit losses that will result from all possible default events over the expected life of a financial instrument. In contrast, 12-month ECL represents the portion of lifetime ECL that is expected to result from default events on a financial instrument that are possible within 12 months after the reporting date.

Financial assets were classified into the following specified categories: financial assets 'at fair value through profit or loss' (FVTPL), 'held-to-maturity' investments, 'available-for-sale' (AFS) financial assets and 'loans and receivables'. The classification depends on the nature and purpose of the financial assets and is determined at the time of initial recognition. All regular way purchases or sales of financial assets were recognised and derecognised on a trade date basis. Regular way purchases or sales are purchases or sales of financial assets that require delivery of assets within the time frame established by regulation or convention in the marketplace.

Cash and cash equivalents

Cash and cash equivalents comprise cash on hand and demand deposits and other short-term highly liquid investments that are readily convertible to a known amount of cash and are subject to an insignificant risk of changes in value.

Ras Al Khaimah - United Arab Emirates
Notes to the Financial Statements for the year ended 31 December 2024

3 Material accounting policy information (continued)

3.15 Financial assets (continued)

Receivables

Receivables were non-derivative financial assets with fixed or determinable payments that are not quoted in an active market. Receivables (including trade and other receivables), bank balances and cash and others were measured at amortised cost using the effective interest method, less any impairment.

Interest income was recognised by applying the effective interest rate, except for short-term receivables when the effect of discounting is immaterial.

Due from a related party

Amounts due from a related party are stated at amortised cost.

Derecognition of financial assets

The Entity derecognises a financial asset when the contractual rights to the cash flows from the asset expire, or when it transfers the financial asset and substantially all the risks and rewards of ownership of the asset to another party. If the Entity neither transfers nor retains substantially all the risks and rewards of ownership and continues to control the transferred asset, the Entity recognises its retained interest in the asset and an associated liability for amounts it may have to pay. If the Entity retains substantially all the risks and rewards of ownership of a transferred financial asset, the Entity continues to recognise the financial asset and also recognises a collateralised borrowing for the proceeds received.

On derecognition of a financial asset in its entirety, the difference between the asset's carrying amount and the sum of the consideration received and receivable and the cumulative gain or loss that had been recognised in other comprehensive income and accumulated in equity was recognised in profit or loss.

On derecognition of a financial asset other than in its entirety (e.g. when the Entity retains an option to repurchase part of a transferred asset), the Entity allocates the previous carrying amount of the financial asset between the part it continues to recognise under continuing involvement, and the part it no longer recognises on the basis of the relative fair values of those parts on the date of the transfer. The difference between the carrying amount allocated to the part that was no longer recognised and the sum of the consideration received for the part no longer recognised and any cumulative gain or loss allocated to it that had been recognised in other comprehensive income is recognised in profit or loss. A cumulative gain or loss that had been recognised in other comprehensive income was allocated between the part that continues to be recognised and the part that was no longer recognised on the basis of the relative fair values of those parts.

3.16 Financial liabilities and equity instruments

Classification as debt or equity

Debt and equity instruments are classified as either financial liabilities or as equity in accordance with the substance of the contractual arrangements and the definitions of a financial liability and an equity instrument.

Equity instruments

An equity instrument is any contract that evidences a residual interest in the assets of an Entity after deducting all of its liabilities. Equity instruments issued by the Entity are recognised at the proceeds received, net of direct issue costs.

Financial liabilities

All financial liabilities are measured subsequently at amortised cost using the effective interest method or at FVTPL.

However, financial liabilities that arise when a transfer of a financial asset does not qualify for derecognition or when the continuing involvement approach applies, and financial guarantee contracts issued by the Entity, are measured in accordance with the specific accounting policies set out below.

Due to a related party

Amounts due to a related party are stated at amortised cost.

Ras Al Khaimah - United Arab Emirates
Notes to the Financial Statements for the year ended 31 December 2024

3 Material accounting policy information (continued)

3.16 Financial liabilities and equity instruments (continued)

Financial liabilities measured subsequently at amortised cost

Financial liabilities that are not (i) contingent consideration of an acquirer in a business combination, (ii) held-for-trading, or (iii) designated as at FVTPL, are measured subsequently at amortised cost using the effective interest method.

The effective interest method is a method of calculating the amortised cost of a financial liability and of allocating interest expense over the relevant period. The effective interest rate is the rate that exactly discounts estimated future cash payments (including all fees and points paid or received that form an integral part of the effective interest rate, transaction costs and other premiums or discounts) through the expected life of the financial liability, or (where appropriate) a shorter period, to the amortised cost of a financial liability.

Derecognition of financial liabilities

The Entity derecognises financial liabilities when, and only when, the Entity's obligations are discharged, cancelled or have expired. The difference between the carrying amount of the financial liability derecognised and the consideration paid and payable is recognised in profit or loss.

When the Entity exchanges with the existing lender one debt instrument into another one with the substantially different terms, such exchange is accounted for as an extinguishment of the original financial liability and the recognition of a new financial liability. Similarly, the Entity accounts for substantial modification of terms of an existing liability or part of it as an extinguishment of the original financial liability and the recognition of a new liability. It is assumed that the terms are substantially different if the discounted present value of the cash flows under the new terms, including any fees paid net of any fees received and discounted using the original effective rate is at least 10 per cent different from the discounted present value of the remaining cash flows of the original financial liability. If the modification is not substantial, the difference between: (1) the carrying amount of the liability before the modification; and (2) the present value of the cash flows after modification should be recognised in profit or loss as the modification gain or loss within other gains and losses.

Offsetting financial instruments

Financial assets and liabilities are offset and the net amount reported in the statement of financial position, when there is a legally enforceable right to offset the recognised amounts and there is an intention to settle on a net basis or realise the asset and settle the liability simultaneously.

3.17 Corporate Tax

Current tax

The tax currently payable is based on taxable profit for the year. Taxable profit differs from 'profit before tax as reported in the statement of profit or loss because of items of income or expense that are taxable or deductible in other years and items that are never taxable or deductible. The Entity's current tax is calculated using tax rates that have been enacted or substantively enacted by the end of the reporting period. Current tax is recognised in profit or loss.

Deferred tax

Deferred tax is accounted for using the asset and liability method. Deferred tax assets and liabilities are recognised for the full tax consequences of all temporary differences between the financial statements carrying amounts of existing assets and liabilities and their respective tax bases. Recognition of deferred tax assets are, however, restricted to the extent that it is probable that sufficient taxable profits will be available against which the deductible temporary differences can be utilised.

Deferred tax assets and liabilities are measured using tax rates that are expected to apply to the period in which the asset is expected to be realised or the liability is expected to be settled. As per the Entity's assessment, there is deferred tax asset on account of the CT Law in the financial statements for the year ended 31 December 2024.

4 Critical accounting judgements and key sources of estimation uncertainty

In the application of the accounting policies, which are described in note 3 to these financial statements, management is required to make judgements, estimates and assumptions about the carrying amounts of assets and liabilities that are not readily apparent from other sources. The estimates and associated assumptions are based on historical experience and other factors that are considered to be relevant. Actual results may differ from these estimates.

The estimates and underlying assumptions are reviewed on an ongoing basis. Revisions to accounting estimates are recognised in the period in which the estimate is revised if the revision affects only that period, or in the period of the revision and future periods if the revision affects both current and future periods. The significant judgements and estimates made by management that have a significant risk of causing a material adjustment to the carrying amounts of assets and liabilities within the next financial year are described below:

4.1 Critical judgements in applying accounting policies

Judgements in determining the timing of satisfaction of performance obligations

In making their judgement, the Directors consider the detailed criteria for the recognition of revenue set out in IFRS 15, and in particular, whether the Group has satisfied the performance obligation by rendering the services to the customers. The management is satisfied that the recognition of revenue in the current year is appropriate.

Business model assessment

Classification and measurement of financial assets depends on the results of the SPPI and the business model test (please see financial assets sections of note 3.15). The Entity determines the business model at a level that reflects how groups of financial assets are managed together to achieve a particular business objective. This assessment includes judgement reflecting all relevant evidence including how the performance of the assets is evaluated and their performance measured, the risks that affect the performance of the assets and how these are managed and how the managers of the assets are compensated. The Entity monitors financial assets measured at amortised cost or fair value through other comprehensive income that are derecognised prior to their maturity to understand the reason for their disposal and whether the reasons are consistent with the objective of the business for which the asset was held. Monitoring is part of the Entity's continuous assessment of whether the business model for which the remaining financial assets are held continues to be appropriate and if it is not appropriate whether there has been a change in business model and so a prospective change to the classification of those assets.

Classification of properties

In the process of classifying properties, management has made various judgements. Judgements are needed to determine whether a property qualifies as an investment property, plant and equipment, property under development and/or property held for sale. Management develops criteria so that it can exercise that judgement consistently in accordance with the definitions of investment property, property, plant and equipment, property under development and property held for sale. In making its judgement, management has considered the detailed criteria and related guidance set out in IAS 2 - Inventories, IAS 16 - Property, plant and equipment, and IAS 40 - Investment Property, with regards to the intended use of the property.

4.2 Key sources of estimation uncertainty

Useful lives of property, plant and equipment

Property, plant and equipment is depreciated over its estimated useful life, which is based on expected usage of the asset and expected physical wear and tear which depends on operational factors. The management has not considered any residual value as it is deemed immaterial.

Valuation of unquoted investments

Valuation of unquoted equity investments is normally based on one of the following:

- Current fair value of another instrument that is substantially the same;
- The expected cash flows discounted at current rates applicable for items with similar terms and risk characteristics; or
- Other valuation models.

Ras Al Khaimah - United Arab Emirates
Notes to the Financial Statements for the year ended 31 December 2024

4 Critical accounting judgements and key sources of estimation uncertainty (continued)

4.2 Key sources of estimation uncertainty (continued)

Valuation of unquoted investments (continued)

The determination of the cash flows and discount factors for unquoted equity investments requires significant estimations. The Entity calibrates the valuation techniques periodically and tests them for validity using either prices from observable current market transactions in the same instrument or from other available observable market data.

Fair value measurement of financial instruments

For the purpose of fair value disclosures, the Entity has determined classes of assets and liabilities on the basis of the nature, characteristics and risks of the asset or liability and the level of the fair value hierarchy. The fair value of financial instruments that are not traded in an active market (for example, over-the-counter derivatives) is determined by using valuation techniques. The Entity uses its judgement to select a variety of methods and make assumptions that are mainly based on market conditions existing at the end of each reporting period.

The Entity has an established control framework with respect to the measurement of fair values. This includes a management team that has overall responsibility for overseeing all significant fair value measurements.

Fair value of investment properties

The best evidence of fair value is current prices in an active market for similar properties. In the absence of such information, the Entity determines the amount within a range of reasonable fair value estimates. In making its judgement, the Entity considered recent prices of similar properties in the same location and similar conditions, with judgements to reflect any changes in the nature, location or economic conditions since the date of the transactions that occurred at those prices. Such estimation is based on certain assumptions, which are subject to uncertainty and might materially differ from the actual results.

The determination of the fair value of the revenue-generating properties requires the use of estimates such as future cash flows from assets (such as leasing, tenants' profiles, future revenue streams, capital values of fixtures and fittings, and the overall repair and condition of the property) and discount rates applicable to those assets. These estimates are based on local market conditions existing at the end of the reporting period.

Calculation of loss allowance

When measuring ECL the Entity uses reasonable and supportable forward looking information, which is based on assumptions for the future movement of different economic drivers and how these drivers will affect each other.

Loss given default is an estimate of the loss arising on default. It is based on the difference between the contractual cash flows due and those that the lender would expect to receive, taking into account cash flows from collateral and integral credit enhancements.

Probability of default constitutes a key input in measuring ECL. Probability of default is an estimate of the likelihood of default over a given time horizon, the calculation of which includes historical data, assumptions and expectations of future conditions.

Reclassification of investments

The Entity holds a 27.75% ownership in RAK AMI Hotel FZ-LLC and, until the previous year, this investment has been classified as an investment in an associate, in accordance with IAS 28. Further, from the beginning of the year, the Entity has met the criteria for being an investment Entity, had elected to measure its investments at fair value through profit or loss (FVTPL) as per IFRS 9.

RAPCO Investment P.J.S.C

**Ras Al Khaimah - United Arab Emirates
Notes to the Financial Statements for the year ended 31 December 2024**

5	Property, plant and equipment	Buildings		Plant and machinery		Furniture and fixtures		Motor vehicles		Office equipment		Total	
		AED	AED	AED	AED	AED	AED	AED	AED	AED	AED	AED	AED
Cost													
	As at 1 January 2023	9,071,848	15,452,257	1,308,451	3,404,305	-	29,799	3,404,305	-	29,236,861			
	Disposals	(7,207,197)	(15,422,458)	-	(3,054,005)	-	-	(3,054,005)	-	(25,683,660)			
	Reclassification	-	(29,799)	-	-	-	-	-	29,799	-			
	As at 31 December 2023	1,864,651	-	1,308,451	350,300	29,799	4,490	355,320		3,553,201			
	Additions	-	-	-	-	-	-	-	4,490	4,490			
	As at 31 December 2024	1,864,651	-	1,308,451	350,300	34,289	3,557,691						
Accumulated impairment													
	As at 1 January 2023	8,473,023	15,418,944	1,308,451	3,404,305	-	28,604,723						
	Depreciation expense	85,547	7,701	-	-	5,965	99,213						
	Disposals	(6,693,919)	(15,412,316)	-	(3,054,005)	-	(25,160,240)						
	Reclassification	-	(14,329)	-	-	14,329	-						
	As at 31 December 2023	1,864,651	-	1,308,451	350,300	20,294	3,543,696						
	Depreciation expense	-	-	-	-	6,648	6,648						
	As at 31 December 2024	1,864,651	-	1,308,451	350,300	26,942	3,550,344						
Carrying amount													
	As at 31 December 2023	-	-	-	-	9,505	9,505						
	As at 31 December 2024	-	-	-	-	7,347	7,347						

RAPCO Investment P.J.S.C

Ras Al Khaimah - United Arab Emirates

Notes to the Financial Statements for the year ended 31 December 2024

5 Property, plant and equipment (continued)

The depreciation charge has been allocated in the statement of profit or loss and other comprehensive income as follows:

	2024	2023
	AED	AED
General and administrative expenses (Note 27)	<u>6,648</u>	<u>99,213</u>
	<u>6,648</u>	<u>99,213</u>

6 Investment properties

	2024	2023
	AED	AED
Fair value		
Plot of land	35,101,800	52,217,500
Buildings	<u>24,315,000</u>	<u>31,115,500</u>
	<u>59,416,800</u>	<u>83,333,000</u>

	2024	2023
	AED	AED
Balance at the beginning of the year	83,333,000	87,370,000
Sold during the year	(585,000)	(4,050,000)
(Loss) / gain on revaluation	<u>(23,331,200)</u>	<u>13,000</u>
Balance at the end of the year	<u>59,416,800</u>	<u>83,333,000</u>

Investment properties comprise of fair value of plots of land and buildings located in the United Arab Emirates.

The fair value of the investment properties as at 31 December 2024 has been arrived at on the basis of valuations carried out as at that date by an independent valuer who is not related to the Entity and has appropriate qualifications and relevant market experience in the valuation of properties in the United Arab Emirates.

The fair value was determined using a combination of valuation approaches. For the vacant plots of land, the sales comparison approach and the cost approach of valuation was adopted. The sales comparison approach reflects recent transactions and comparable prices for similar properties. The cost refers to the costs of construction and professional fees which is added to market value of land as if vacant. For the buildings, direct comparison approach and income capitalization approach were adopted. The direct comparison approach involves making adjustments to the sale price of comparable properties to account differences in location, plot area and shape, potential built-up area allowance height allowance, date of sale, potential views and other individual characteristics. The capitalized income stream therefore refers to the net passing rent under the existing occupational leases are present within the subject premises, for the duration applicable to each respective tenancy.

RAPCO Investment P.J.S.C

Ras Al Khaimah - United Arab Emirates

Notes to the Financial Statements for the year ended 31 December 2024

6 Investment properties (continued)

The valuation of buildings using the direct comparison approach involves the following significant unobservable input:

(a) Capitalisation rate, taking into account the capitalisation of rental income potential, age and location of the property, and prevailing market condition, of 7% - 10% (2023: 7% - 10%).

(b) Annual market rents, taking into account the differences in location, and individual factors, such as frontage and size, between the comparables and the properties.

As at 31 December 2024 the Entity's investment properties are classified as level 3 in the fair value hierarchy.

	Level 1	Level 2	Level 3	Total
	AED	AED	AED	AED
Recurring fair value measurement				
31 December 2024	-	-	59,416,800	59,416,800
31 December 2023	-	-	83,333,000	83,333,000

RAPCO Investment P.J.S.C

Ras Al Khaimah - United Arab Emirates

Notes to the Financial Statements for the year ended 31 December 2024

7 Investments in associates

Equity method

Name of associates	Principal activities	Country of incorporation	Ownership interest		Carrying amount of investment	
			2024	2023	2024	2023
					AED	AED
Ras Al Khaimah Packaging Ltd Co LLC	Manufacturing of carton boxes and containers wholesale of paper trading.	United Arab Emirates	-%	50.00%	-	6,202,590
RAK AMI Hotel FZ-LLC	Real estate development construction.	United Arab Emirates	-%	27.75%	-	65,811,727
					-	72,014,317

RAPCO Investment P.J.S.C

Ras Al Khaimah - United Arab Emirates

Notes to the Financial Statements for the year ended 31 December 2024

7 Investments in associates (continued)

On 10 July 2024, the Entity sold off its 50% equity interest in Ras Al Khaimah Packaging Ltd Co LLC through a sales transaction. The carrying value of the investment in the associate at the disposal date was AED 5,337,508 and the share of loss amounts to AED 831,357.

During the year, the Entity reclassified its investment in RAK AMI Hotel FZ-LLC previously accounted for as an investment in an associate under IAS 28, to an investment at Fair Value Through Profit or Loss (FVTPL), in accordance with IFRS 9. Consequently, the investments amounting to AED 65,811,727 is now classified as a financial asset measured at fair value through profit or loss of AED 108,230,000, with subsequent fair value change for the year of AED 42,418,273 recognized in profit or loss.

	2024	2023
	AED	AED
Ras Al Khaimah Packaging Ltd Co LLC		
Balance at the beginning of the year	6,202,590	6,187,705
Share of net (loss) / profit in associates	(831,357)	14,885
Other movements	(33,725)	-
Disposal during the year	<u>(5,337,508)</u>	<u>-</u>
Balance at the end of the year	<u>-</u>	<u>6,202,590</u>

	2024	2023
	AED	AED
RAK AMI Hotel FZ-LLC		
Balance at the beginning of the year	65,811,727	65,625,605
Share of net profit / (loss) in associates	-	(1,620,822)
Other movements	-	1,806,944
Reclassified during the year (Note 14)	<u>(65,811,727)</u>	<u>-</u>
Balance at the end of the year	<u>-</u>	<u>65,811,727</u>

8 Inventories

Movement in allowance for slow moving and obsolete inventories

	2024	2023
	AED	AED
Balance at the beginning of the year	-	3,616,450
Charge during the year	-	8,807
Written off during the year	<u>-</u>	<u>(3,625,257)</u>
Balance at the end of the year	<u>-</u>	<u>-</u>

RAPCO Investment P.J.S.C

Ras Al Khaimah - United Arab Emirates

Notes to the Financial Statements for the year ended 31 December 2024

9 Trade receivables

	2024	2023
	AED	AED
Trade receivables	876,124	1,637,440
Less : Allowance for expected credit losses	<u>(424,135)</u>	<u>(589,220)</u>
	<u>451,989</u>	<u>1,048,220</u>

Of the trade receivables as at 31 December 2024 there are 6 customers (2023: 6 customers) which represent 76% (2023: 64%) of the total receivables.

Included in the above are trade receivables amounting to AED 838,685 which are under litigation for the recovery of these balances. The management has provided an allowance amounting to AED 424,135 against these receivables as at 31 December 2024. Management believes, as the ultimate outcome of the matter cannot presently be determined, no further provision for expected credit loss for remaining receivables nor for any liability that may result from the case, should be recorded in these financial statements.

Geographical details of trade receivables

	2024	2023
	AED	AED
Primary Geographical Markets		
Within U.A.E.	<u>876,124</u>	<u>1,637,440</u>

The average credit period is 60-90 days. No interest is charged on outstanding trade receivables.

In determining the recoverability of trade receivables, the Entity considers any change in the credit quality of the trade receivable from the date credit was initially granted up to the reporting date. Accordingly, the management believes that there is no further credit allowance required for allowance for expected credit losses.

Trade receivables – ageing analysis

31 December 2024	1 - 30 days	31 - 60 days	More than 61 days	Total
	AED	AED	AED	AED
Expected credit loss rate	-%	-%	49.75%	
Estimated total gross carrying amount at default	10,570	12,958	852,596	876,124
Lifetime ECL	-	-	424,135	<u>424,135</u>
				<u>451,989</u>

RAPCO Investment P.J.S.C

Ras Al Khaimah - United Arab Emirates

Notes to the Financial Statements for the year ended 31 December 2024

9 Trade receivables (continued)

Trade receivables – ageing analysis

31 December 2023	1 - 30 days	31 - 60 days	More than 61 days	Total
	AED	AED	AED	AED
Expected credit loss rate	-%	-%	36.23%	
Estimated total gross carrying amount at default	9,637	1,475	1,626,328	1,637,440
Lifetime ECL	-	-	589,220	589,220
				1,048,220

10 Advances, deposits and other receivables

	2024	2023
	AED	AED
Receivables from broker	4,886,668	-
Refundable deposits	172,774	235,774
Prepayments	72,963	36,850
VAT receivable - net	19,398	-
Staff loan and advances	520	2,677
Letter of guarantee	-	200,000
Other receivables	273,882	58,415
Less : Expected credit losses for refundable deposits	(172,774)	(172,774)
	5,253,431	360,942

11 Related party balances and transactions

The Entity enters into transactions with companies and entities that fall within the definition of a related party as contained in International Accounting Standard 24 Related Party Disclosures. Related parties comprise companies and entities under common ownership and/or common management and control, key management personnel and shareholders. The management decides on the terms and conditions of the transactions and services received/rendered from/to related parties as well as on other charges.

a) At the end of the reporting year, amounts due from related parties were as follows:

	2024	2023
	AED	AED
Due from a shareholder		
Al Hamra Real Estate Dev. LLC, U.A.E.	103,798	-

RAPCO Investment P.J.S.C

Ras Al Khaimah - United Arab Emirates Notes to the Financial Statements for the year ended 31 December 2024

11 Related party balances and transactions (continued)

b) At the end of the reporting year, amounts due to related parties were as follows:

	2024	2023
	AED	AED
Due to shareholders		
Falcon Investments Company LLC, U.A.E.	218,251	-
Al Hamra Group LLC, U.A.E.	12,412	-
	<u>230,663</u>	<u>-</u>

c) Transactions

During the year, the Entity entered into the following transactions with the related parties:

	2024	2023
	AED	AED
Recharge of expenses	112,987	-
Interest income	<u>-</u>	<u>392,715</u>

d) Compensation of key management personnel

The remuneration of Directors and other members of key management personnel during the year was as follows:

	2024	2023
	AED	AED
Board of Directors' remuneration	900,000	-
Technical committees' allowances	235,000	305,000
	<u>1,135,000</u>	<u>305,000</u>

12 Financial assets at fair value through other comprehensive income (FVTOCI)

	2024	2023
	AED	AED
Balance at the beginning of the year	160,378,569	181,207,388
Increase / (decrease) in fair value	20,552	(12,853,716)
Additions during the year	3,002,568	-
Disposals during the year	<u>(7,175,497)</u>	<u>(7,975,103)</u>
Balance at the end of the year	<u>156,226,192</u>	<u>160,378,569</u>

RAPCO Investment P.J.S.C

Ras Al Khaimah - United Arab Emirates

Notes to the Financial Statements for the year ended 31 December 2024

12 Financial assets at fair value through other comprehensive income (FVTOCI) (continued)

	2024	2023
	AED	AED
The category of investments in financial asset is as follows		
Quoted investments - fair value	104,397,192	102,776,569
Unquoted investments - fair value	51,829,000	57,602,000
	<u>156,226,192</u>	<u>160,378,569</u>
The geographical distribution of financial asset is as follows:		
In United Arab Emirates	156,226,192	160,378,569

During the year, the Entity recorded a dividend income of AED 7,783,848.

The cumulative changes in fair value of financial assets at FVTOCI aggregating to AED 73,564,909 as at December 31, 2024 (December 31, 2023: AED 76,202,049) are shown under equity.

13 Financial assets at amortised cost

The movement of financial assets at amortised cost are as follow:

	2024	2023
	AED	AED
Balance at the beginning of the year	25,113,785	26,663,970
Additions during the year	44,258,558	5,785,572
Matured during the year	(2,922,580)	-
Sold during the year	-	(7,267,695)
Interest receivable	1,865,777	1,793,027
Interest received during the year	(1,251,510)	(1,861,089)
	<u>67,064,030</u>	<u>25,113,785</u>

	2024	2023
	AED	AED
The geographical distribution of financial asset is as follows:		
In United Arab Emirates	16,171,261	17,814,050
In Gulf Cooperation Council (GCC)	4,304,211	-
In Other countries	46,588,558	7,299,735
	<u>67,064,030</u>	<u>25,113,785</u>

RAPCO Investment P.J.S.C

Ras Al Khaimah - United Arab Emirates Notes to the Financial Statements for the year ended 31 December 2024

13 Financial assets at amortised cost (continued)

Sukuk name	Percentage %	Maturity date	Face value USD	Face value AED
Dubai Islamic Bank TIER 1 SUKUK 4 LTD	4.63%	Perpetual	3,000,000	11,019,000
Dar Al-Arkan Sukuk	6.88%	26-Feb-2027	825,000	3,030,225

Bond name	Percentage %	Maturity date	Face value USD	Face value AED
Adani Electricity bonds	3.87%	22-Jul-2031	1,340,000	4,921,820
Arab Republic of Egypt bonds	3.88%	16-Feb-2026	200,000	734,600
Arab Republic of Egypt bonds	6.59%	21-Feb-2028	200,000	734,600
Arab Republic of Egypt bonds	7.60%	1-Mar-2029	2,030,000	7,456,190
Arab Republic of Egypt bonds	5.88%	16-Feb-2031	1,528,000	5,612,344
Kingdom of Bahrain bonds	7.50%	20-Sep-2047	825,000	3,030,225
BNP Paribas bonds	5.13%	Perpetual	218,000	800,714
BNP Paribas bonds	4.50%	Perpetual	2,140,000	7,860,220
Deutsche Bank bonds	7.08%	10-Feb-2034	210,000	771,330
Kuwait Projects Co Spc bonds	4.23%	29-Oct-2026	216,000	793,368
Kuwait Projects Co Spc bonds	4.50%	23-Feb-2027	200,000	734,600
Lloyds Banking Group PLC bonds	8.00%	Perpetual	1,173,000	4,308,429
Mashreq Bank bonds	8.50%	Perpetual	1,025,000	3,764,825
Nordea Bank Abp bonds	3.75%	Perpetual	200,000	734,600
Societe Generale bonds	4.75%	Perpetual	1,774,000	6,515,902
Standard Chartered PLC bonds	7.88%	Perpetual	200,000	734,600
Standard Chartered PLC bonds	4.30%	Perpetual	1,402,000	5,149,546
Standard Chartered PLC bonds	7.75%	Perpetual	475,000	1,744,675

14 Investments at fair value through profit or loss (FVTPL)

	2024 AED	2023 AED
Quoted shares	21,960,021	11,009,492
Unquoted shares	<u>108,230,000</u>	<u>-</u>
	<u>130,190,021</u>	<u>11,009,492</u>

RAPCO Investment P.J.S.C

Ras Al Khaimah - United Arab Emirates Notes to the Financial Statements for the year ended 31 December 2024

14 Investments at fair value through profit or loss (FVTPL) (continued)

The movement in investments carried at FVTPL during the year are as follows:

	2024	2023
	AED	AED
Balance at the beginning of the year	11,009,492	-
Additions during the year	34,643,863	18,841,195
Disposals during the year	(23,307,035)	(7,041,413)
Change in fair value during the year	42,031,974	(790,290)
Transfer from investments in associates (Note 7)	65,811,727	-
	<u>130,190,021</u>	<u>11,009,492</u>

The geographical distribution of financial asset is as follows:

In United Arab Emirates	130,190,021	11,009,492
-------------------------	-------------	------------

During the year, the Entity reclassified its investment in RAK AMI Hotel FZ-LLC previously accounted for as an investment in an associate under IAS 28, to an investment at Fair Value Through Profit or Loss (FVTPL), in accordance with IFRS 9. Consequently, the investments amounting to AED 65,811,727 is now classified as a financial asset measured at fair value through profit or loss of AED 108,230,000, with subsequent fair value change for the year of AED 42,418,273 recognized in profit or loss.

15 Fixed deposits

	2024	2023
	AED	AED
Fixed deposits	<u>-</u>	<u>1,000,000</u>

Fixed deposits represents deposits held with financial institutions in the U.A.E. and denominated in AED. These deposits carry the interest rate 5.20%.

16 Cash and cash equivalents

	2024	2023
	AED	AED
Term deposits	1,400,000	6,000,000
Call deposits	435,007	1,723,547
Current accounts	407,858	1,987,211
	<u>2,242,865</u>	<u>9,710,758</u>

The bank balances are also subject to impairment requirements of IFRS 9, however, balances with banks are assessed to have low credit risk of default.

Term deposits represents deposits held with financial institutions in the U.A.E. and denominated in AED. These deposits carry the interest rate 4.350% (2023 : 4.75% - 5.20%).

RAPCO Investment P.J.S.C

Ras Al Khaimah - United Arab Emirates

Notes to the Financial Statements for the year ended 31 December 2024

17 Share capital

	2024	2023
	AED	AED
Authorised, issued and paid up share capital: 95,040,000 shares of AED 1.00 each	<u>95,040,000</u>	<u>95,040,000</u>

18 Special reserve

	2024	2023
	AED	AED
Balance at the beginning of the year	<u>80,000,000</u>	80,000,000
Balance at the end of the year	<u>80,000,000</u>	<u>80,000,000</u>

19 Statutory reserve

	2024	2023
	AED	AED
Balance at the beginning of the year	41,712,319	40,021,637
Transfer from retained earnings	<u>3,180,602</u>	<u>1,690,682</u>
Balance at the end of the year	<u>44,892,921</u>	<u>41,712,319</u>

According to the Articles of Association of the Entity and U.A.E Federal Law No. 32 of 2021, 10% of annual net profits is allocated to the statutory reserve. The transfer to statutory reserve may be suspended, when the reserve reaches 50% of the paid-up capital. This reserve is not available for distribution.

20 Fair value reserve for financial assets at FVTOCI

	2024	2023
	AED	AED
Balance at the beginning of the year	76,202,049	91,256,954
Increase / (decrease) in fair value	3,352,203	(12,853,716)
Transfer on sale of investments at FVTOCI	(5,942,952)	(2,201,189)
Deferred tax expense	(46,391)	-
Balance at the end of the year	<u>73,564,909</u>	<u>76,202,049</u>

The geographical distribution of financial asset at FVTOCI is as follows:

In United Arab Emirates	73,564,909	76,202,049
-------------------------	-------------------	------------

RAPCO Investment P.J.S.C

Ras Al Khaimah - United Arab Emirates

Notes to the Financial Statements for the year ended 31 December 2024

21 Voluntary reserve

	2024	2023
	AED	AED
Balance at the beginning of the year	-	19,547,271
Transfer to retained earnings	-	(19,547,271)
Balance at the end of the year	-	-

At the general assembly meeting held on April 25, 2023, the shareholders approved the transfer of the voluntary reserve amounting to AED 19,547,271 to the retained earnings for distribution to the shareholders in the future, subject to relevant approvals.

22 Employees' end-of-service benefits

	2024	2023
	AED	AED
Balance at the beginning of the year	426,630	439,933
Charge for the year	54,394	34,587
Payments during the year	(136,784)	(47,890)
Balance at the end of the year	344,240	426,630

Amounts required to cover end of service indemnity at the statement of financial position date are computed pursuant to the applicable Labour Law based on the employees' accumulated period of service and current basic remuneration at the end of reporting year.

23 Bank borrowings

	2024	2023
	AED	AED
Overdraft	30,000,000	-

RAPCO Investment P.J.S.C

Ras Al Khaimah - United Arab Emirates

Notes to the Financial Statements for the year ended 31 December 2024

23 Bank borrowings (continued)

	2024	2023
	AED	AED
Due within 2-5 years	<u>30,000,000</u>	<u>-</u>

The terms of the repayment are bullet repayment or rollover on the maturity at the sole discretion of the Entity subject to the final maturity not exceeding 3 years. Accordingly, the full overdraft facility has been shown as non-current liability.

The Interest rate is 3 months EIBOR + 1.25% per annum.

Bank loans and borrowings have following covenants and securities:

Securities:

- a) Share pledge confirmation from Abu Dhabi Securities Market / Dubai Financial Market.
- b) Share pledge agreement and pledge request form duly signed by the owner of shares for Dubai Financial Market / Abu Dhabi Securities Market.
- c) Registered pledge over the RAK Ceramics PJSC , ADNOC Gas PLC and The National Bank of Ras Al Khaimah shares listed on Abu Dhabi Securities Market / Dubai Financial Market.

Covenant:

- a) To maintain Loan to value (LTV) shall be maintained @ 75% at all the times.

24 Trade and other payables

	2024	2023
	AED	AED
Trade payables	410,654	185,540
Accrued expenses	1,521,376	1,110,207
Advances received	204,000	6,303,000
Advances from customers	178,845	162,376
VAT payable-net	-	311,822
	<u>2,314,875</u>	<u>8,072,945</u>

25 Investment income

	2024	2023
	AED	AED
Dividend income	8,533,902	8,032,653
Interest income	2,046,652	1,826,416
Rental income from investment properties	1,481,375	1,637,081
Gain on maturity of investments at amortized cost	222,702	-
	<u>12,284,631</u>	<u>11,496,150</u>

RAPCO Investment P.J.S.C

Ras Al Khaimah - United Arab Emirates

Notes to the Financial Statements for the year ended 31 December 2024

26	Other income	2024	2023
		AED	AED
	Reversal of unclaimed creditors	594,450	-
	Scrap sales	552,380	-
	Gain from disposal of property, plant and equipment	25,714	5,804,302
	Penalties	13,450	135,885
	Other income	8,360	-
		<u>1,194,354</u>	<u>5,940,187</u>
		<u><u>1,194,354</u></u>	<u><u>5,940,187</u></u>
27	General and administrative expenses	2024	2023
		AED	AED
	Salaries and related benefits	1,157,407	890,731
	Technical committee allowance	1,135,000	305,000
	Legal, license and professional	867,525	466,262
	Allowance for expected credit losses	382,861	-
	Repairs and maintenance	128,284	155,836
	Utilities	114,245	127,812
	Insurance	35,370	52,713
	Depreciation on property, plant and equipment (Note 5)	6,648	99,213
	Others	278,667	185,465
		<u>4,106,007</u>	<u>2,283,032</u>
		<u><u>4,106,007</u></u>	<u><u>2,283,032</u></u>
28	Finance cost	2024	2023
		AED	AED
	Bank charges	178,846	47,106
	Interest on borrowings	174,360	-
		<u>353,206</u>	<u>47,106</u>
		<u><u>353,206</u></u>	<u><u>47,106</u></u>
29	Basic and diluted earnings per share (EPS)	2024	2023
		AED	AED
	Earnings attributable to equity Shareholders	31,806,021	16,906,826
	Number of shares	95,040,000	95,040,000
	Basic and diluted earnings per share	0.334	0.177
	Earnings per share is calculated by dividing the earnings for the year by the number of shares outstanding at the end of the reporting period.		

RAPCO Investment P.J.S.C

Ras Al Khaimah - United Arab Emirates Notes to the Financial Statements for the year ended 31 December 2024

30	Income taxes relating to continuing operations	
	Income tax	2024
		AED
	Reconciliation of tax	
	Current income tax expense	-
	Add: Deferred tax credit	(1,624,151)
	Net deferred tax credit	(1,624,151)
	Reconciliation of tax	
	Accounting profit for the year	30,135,479
	Less : Effect of standard exemption	-
	Less : Income not subject to tax	(51,510,343)
	Less : Income taxable on realisation basis	-
	Add : Non deductible expenditure	2,813,300
	Net taxable (loss)	(18,561,564)
	Deferred tax asset / (liability)	
	Deferred tax asset	(1,624,151)
		(1,624,151)
	Amount recognised in the statement of profit or loss	
	Deferred tax credit	(1,670,542)
	Amount recognised in the statement of other comprehensive income	
	Deferred tax expense	46,391

Ras Al Khaimah - United Arab Emirates
Notes to the Financial Statements for the year ended 31 December 2024

31 Financial instruments and risk management

Material accounting policy information

Details of material policies and methods adopted including the criteria for recognition for the basis of measurement in respect of each class of financial assets and financial liabilities are disclosed in Note 3 to the financial statements.

Categories of financial instruments

31 December 2024

	Financial assets	Financial liabilities
	Amortised cost	Amortised cost
	AED	AED
Trade receivables (Note 9)	451,989	-
Other receivables (Note 10)	5,160,550	-
Due from a related party (Note 11)	103,798	-
Financial asset at amortised cost (Note 13)	67,064,030	-
Cash and cash equivalents (Note 16)	2,242,865	-
Due to related parties (Note 11)	-	230,663
Bank borrowings (Note 23)	-	30,000,000
Trade and other payables (Note 24)	-	1,932,030
	75,023,232	32,162,693

31 December 2023

	Financial assets	Financial liabilities
	Amortised cost	Amortised cost
	AED	AED
Trade receivables (Note 9)	1,048,220	-
Other receivables (Note 13)	321,415	-
Financial asset at amortised cost (Note 13)	25,113,785	-
Fixed deposits (Note 15)	1,000,000	-
Cash and cash equivalents (Note 16)	9,710,758	-
Trade and other payables (Note 24)	-	1,295,747
	37,194,178	1,295,747

Ras Al Khaimah - United Arab Emirates
Notes to the Financial Statements for the year ended 31 December 2024

31 Financial instruments and risk management (continued)

Fair value measurements

The fair values of financial assets and financial liabilities are determined as follows:

- The fair values of financial assets and financial liabilities with standard terms and conditions and traded on active liquid markets are determined with reference to quoted market bid prices at the close of the business on the reporting date.
- The fair values of other financial assets and financial liabilities are determined in accordance with generally accepted pricing models based on discounted cash flow analysis using prices from observable current market transactions and dealer quotes for similar instruments.

Fair value is the price that would be received to sell an asset or paid to transfer a liability in an orderly transaction between market participants at the measurement date, regardless of whether that price is directly observable or estimated using another valuation technique. In estimating the fair value of an asset or a liability, the Entity takes into account the characteristics of the asset or liability if market participants would take those characteristics into account when pricing the asset or liability at the measurement date.

Management considers that the carrying amounts of financial assets and financial liabilities recognised in the financial statements approximate their fair values.

Valuation techniques and assumptions applied for the purposes of measuring fair value

1) Fair value measurements recognised in the statement of financial position

Some of the Entity's financial assets are measured at fair value at the end of the reporting year. The following table gives information about how the fair values of these financial assets are determined;

RAPCO Investment P.J.S.C

Ras Al Khaimah - United Arab Emirates Notes to the Financial Statements for the year ended 31 December 2024

31 Financial instruments and risk management (continued)

	2024	2023	Fair value hierarchy
	AED	AED	
Investments			
Quoted financial assets at FVTOCI	104,397,192	102,776,569	Level 1
Unquoted financial assets at FVTOCI	51,829,000	57,602,000	Level 3
Quoted financial assets at FVTPL	21,960,021	11,009,492	Level 1
Unquoted financial assets at FVTPL	108,230,000	-	Level 3

There were no transfers between each of level during the year.

Quoted financial assets at FVTOCI and FVTPL

The quoted financial assets at FVTOCI and FVTPL are valued based on the quoted bid prices in the active market. There are no significant unobservable inputs and the sensitivity analysis and relationship of unobservable inputs to fair value is not applicable.

Unquoted financial assets at FVTOCI and FVTPL

The unquoted equity instruments are valued based on DCF approach and EBITDA approach. In this approaches, the discounted cash flow method was used to capture the present value of the expected future economic benefits to be derived from the ownership of these investees. The EBITDA method was used to assess a the Entity's operating performance without factoring in non-operating factors like interest, taxes, depreciation and amortisation, and financing costs. It provides a measure of the Entity's profitability purely from operations.

The significant unobservable inputs for unquoted equity investments at FVTOCI are long term revenue growth, weighted average cost of capital and discount for lack of marketability and control. The long-term revenue growth rate will be determined taking into account management's experience and knowledge of market conditions of the specific industries 4% (2023: 4%). Discount rate of 8.93% (2023: 10.24%) was determined using capital asset pricing model. The weighted average cost of capital was determined using a capital asset pricing model 9.40% (2023: 12.47%). The discount for lack of marketability and control was determined by reference to the share price of listed entities in similar industries 5% (2023: 2%).

The significant unobservable inputs for unquoted equity investments at FVTPL are long term revenue growth, weighted average cost of capital and discount for lack of marketability and control. The long-term revenue growth rate will be determined taking into account management's experience and knowledge of market conditions of the specific industries 1% (2023: Nil). The weighted average cost of capital was determined using a capital asset pricing model 8.47% (2023: Nil). The discount for lack of marketability and control was determined by reference to the share price of listed entities in similar industries 5% (2023: Nil).

The sensitivity analysis and relationship of unobservable inputs to fair value is as follows. The higher / (lower) the revenue growth rate, the higher / (lower) the fair value. The higher / (lower) the discount rate, the (lower) / higher the fair value. The higher / (lower) the weighted average cost of capital, the (lower) / higher the fair value. The higher / (lower) the discount, the (lower) / higher the fair value.

**Ras Al Khaimah - United Arab Emirates
Notes to the Financial Statements for the year ended 31 December 2024**

31 Financial instruments and risk management (continued)

2) Reconciliation of fair value measurement for the unquoted equity investments - FVTOCI

	2024	2023
	AED	AED
Balance at the beginning of the year	57,602,000	58,439,367
Changes in fair value	(5,773,000)	(837,367)
	51,829,000	57,602,000

Financial risk management objectives

The Entity's financial risk management policies set out the Entity's overall business strategies and risk management philosophy. The Entity's overall financial risk management program seeks to minimise potential adverse effects to the financial performance of the Entity. The management carries out overall financial risk management covering specific areas, such as market risk (including foreign exchange risk and interest rate risk), credit risk, and liquidity risk and investing excess cash.

The Entity's activities expose it to a variety of financial risks, including the effects of changes in foreign currency exchange rates and interest rates.

The Entity does not hold or issue derivative financial instruments for speculative purposes.

Interest risk

The Entity's exposure to the risk of changes in market interest rates relates primarily to the Entity's borrowings with floating interest rates.

Interest rate sensitivity analysis

The sensitivity analysis below have been determined based on the exposure to interest rates for nonderivative instruments at the reporting date. For floating rate liabilities, the analysis is prepared assuming the amount of liability outstanding at the reporting date was outstanding for the whole year. A 50 basis point increase or decrease is used for reporting interest rate risk internally to key management and represents management's assessment of the reasonable possible change in interest rates.

If interest rates had been 50 basis points higher / (lower) and all other variables were held constant, the Entity's profit for the year then ended would (decrease) / increase by AED 150,000 (2023: AED Nil).

Market risk

The Entity's activities expose it primarily to the financial risks of changes in foreign currency exchange rates and interest rates.

Market risk exposures are measured using sensitivity analysis. There has been no change to the Entity's exposure to market risks or the manner in which it manages and measures the risk.

Foreign currency risk

The Entity does not have any significant exposure to currency risk, as most of its assets and liabilities are denominated in Arab Emirates Dirham.

Credit risk

Credit risk refers to the risk that a counterparty will default on its contractual obligations resulting in financial loss to the Entity. As at 31 December 2024, the Entity's maximum exposure to credit risk without taking into account any collateral held or other credit enhancements, which will cause a financial loss to the Entity due to failure to discharge an obligation by the counterparties and financial guarantees provided by the Entity arises from the carrying amount of the respective recognised financial assets as stated in the statement of financial position.

Ras Al Khaimah - United Arab Emirates
Notes to the Financial Statements for the year ended 31 December 2024

31 Financial instruments and risk management (continued)

Credit risk (continued)

In order to minimise credit risk, the Entity has tasked its management to develop and maintain the Entity's credit risk gradings to categorise exposures according to their degree of risk of default. The credit rating information is supplied by independent rating agencies where available and, if not available, management uses other publicly available financial information and the Entity's own trading records to rate its major customers and other debtors. The Entity's exposure and the credit ratings of its counterparties are continuously monitored and the aggregate value of transactions concluded is spread amongst approved counterparties.

Liquidity risk

Ultimate responsibility for liquidity risk management rests with the management which has built an appropriate liquidity risk management framework for the management of the Entity's short, medium and long-term funding and liquidity management requirements. The Entity manages liquidity risk by maintaining adequate reserves by continuously monitoring forecast and actual cash flows and matching the maturity profiles of financial assets and liabilities.

The table below summarises the maturity profile of the Entity's financial instruments. The contractual maturities of the financial instruments have been determined on the basis of the remaining period at the reporting date to the contractual maturity date. The maturity profile is monitored by management to ensure adequate liquidity is maintained. The maturity profile of the financial assets and financial liabilities at the reporting date based on contractual repayment arrangements was as follows:

Particulars	Interest bearing			Total
	On demand or less than 3 months	Within 1 year	More than 1 year	
As at 31 December 2024				
Financial assets				
Cash and cash equivalents	-	1,400,000	-	1,400,000
Financial assets at amortised cost	-	-	67,064,030	67,064,030
	-	1,400,000	67,064,030	68,464,030
Financial liabilities				
Bank borrowings	-	-	30,000,000	30,000,000

RAPCO Investment P.J.S.C

Ras Al Khaimah - United Arab Emirates Notes to the Financial Statements for the year ended 31 December 2024

31 Financial instruments and risk management (continued)

Particulars	Non-interest bearing			Total
	On demand or less than 3 months	Within 1 year	More than 1 year	
As at 31 December 2024				
Financial assets				
Trade receivables	-	451,989	-	451,989
Cash and cash equivalents	2,242,865	-	-	2,242,865
Other receivables	-	103,798	-	103,798
Investments at fair value through profit or loss	-	130,190,021	-	130,190,021
	2,242,865	130,745,808	-	132,988,673
Financial liabilities				
Trade and other payables	-	1,932,030	-	1,932,030
Due to related parties	-	230,663	-	230,663
	-	2,162,693	-	2,162,693

Particulars	Interest bearing			Total
	On demand or less than 3 months	Within 1 year	More than 1 year	
As at 31 December 2023				
Financial assets				
Fixed deposits	-	1,000,000	-	1,000,000
Financial assets at amortised cost	-	-	25,113,785	25,113,785
	-	1,000,000	25,113,785	26,113,785

RAPCO Investment P.J.S.C

Ras Al Khaimah - United Arab Emirates

Notes to the Financial Statements for the year ended 31 December 2024

31 Financial instruments and risk management (continued)

Particulars	Non-interest bearing			Total
	On demand or less than 3 months	Within 1 year	More than 1 year	
As at 31 December 2023				
Financial assets				
Trade receivables	-	1,048,220	-	1,048,220
Cash and cash equivalents	9,710,758	-	-	9,710,758
Other receivables	-	321,415	-	321,415
	9,710,758	1,369,635	-	11,080,393
Financial liabilities				
Trade and other payables	-	1,295,747	-	1,295,747

Equity price risk

The Entity's listed and unlisted equity securities are susceptible to market price risk arising from uncertainties about future values of the investment securities. The Entity manages the equity price risk through diversification and by placing limits on individual and total equity instruments.

At the reporting date, the exposure to unlisted equity securities at fair value was AED 160,059,000 (2023: AED 57,602,000).

At the reporting date, the exposure to listed equity securities at fair value was AED 126,357,213 (2023: AED 113,786,061). A decrease of 10% on the stock market index could have an impact of approximately AED 10,439,719 (2023: AED 10,277,657) on the other comprehensive income and AED 2,196,002 (2023: AED 1,100,949) on the Statement of profit or loss, depending on whether the decline is significant or prolonged. An increase of 10% in the value of the listed securities would impact statement of profit or loss and other comprehensive income.

Capital risk management

The Entity manages its capital to ensure that it will be able to continue as a going concern while maximizing the return to stakeholders through the optimization of the equity balance and complying with statutory requirements.

Gearing ratio

The gearing ratio at the year end was as follows:

	As at December 31	
	2024	2023
Debt(i)	30,000,000	-
Cash and cash equivalents	(2,242,865)	-
Net Debt	27,757,135	-
Equity(ii)	389,690,846	-
Net debt to equity ratio	0.071:1	-

i) Debt is defined as bank borrowings and loan from a related party as defined in note 23.

ii) Equity include all capital, retained earnings and other reserves of the Entity.

Ras Al Khaimah - United Arab Emirates
Notes to the Financial Statements for the year ended 31 December 2024

32 Fair value hierarchy

Fair value of financial instruments carried at amortised cost

Management considers that the carrying amounts of financial assets and financial liabilities recognised at amortised cost in the financial statements approximate their fair values.

Valuation techniques and assumptions applied for the purposes of measuring fair value

The fair values of financial and non-financial assets and liabilities are determined using similar valuation techniques and assumptions as used in the audited annual financial statements for the year ended 31 December 2024.

The following table provides an analysis of financial and non-financial instruments that are measured subsequent to initial recognition at fair value on a recurring basis, grouped into Levels 1 to 3 based on the degree to which the fair value is observable:

- Level 1 fair value measurements are those derived from quoted prices (unadjusted) in active markets for identical assets or liabilities;

Level 2 fair value measurements are those derived from inputs other than quoted prices included within Level 1 that are observable for the asset or liability, either directly (i.e. as prices) or indirectly (i.e. derived from prices); and

- Level 3 fair value measurements are those derived from valuation techniques that include inputs for the asset or liability that are not based on observable market data (unobservable inputs).

At year end, the Entity held the following financial and non-financial assets measured at fair value:

	Level 1 AED	Level 2 AED	Level 3 AED	Total AED
As at 31 December 2024				
Investment properties				
Plot of land	-	-	35,101,800	35,101,800
Buildings	-	-	24,315,000	24,315,000
Investments carried at FVTOCI				
Quoted shares	104,397,192	-	-	104,397,192
Unquoted shares	-	-	51,829,000	51,829,000
Investments carried at FVTPL				
Quoted shares	21,960,021	-	-	21,960,021
Unquoted shares	-	-	108,230,000	108,230,000

	Level 1 AED	Level 2 AED	Level 3 AED	Total AED
As at 31 December 2023				
Investment properties				
Plot of land	-	-	52,217,500	52,217,500
Buildings	-	-	31,115,500	31,115,500
Investments carried at FVTOCI				
Quoted shares	102,776,569	-	-	102,776,569
Unquoted shares	-	-	57,602,000	57,602,000
Investments carried at FVTPL				
Quoted shares	11,009,492	-	-	11,009,492

Ras Al Khaimah - United Arab Emirates
Notes to the Financial Statements for the year ended 31 December 2024

32 Fair value hierarchy (continued)

During the year, there were no transfers between the various levels of fair value measurements.

33 Uncertainty related to key estimates

Fair value of investments

The fair value of equities decreases as a result of changes in the levels of equity index and the value of individual stocks. The Entity's listed equity securities are susceptible to market price risk arising from uncertainties about future values of the investment securities.

The effect on the statement of profit or loss and other comprehensive income and on equity (fair value reserve) as a result of a change in the fair value of equity instruments quoted on the different stock exchange markets and held at FVTOCI and FVTPL at 31 December 2024, due to reasonably possible changes in the prices of these quoted shares held by the Entity, with all other variables held constant, is as follows:

	Market Index	
	Change in market prices	Effect on equity (fair value reserve)
	%	AED
31 December 2024		
Abu Dhabi Securities Exchange	+5%	6,143,935
	-5%	(6,143,935)
Dubai Financial Market	+5%	173,925
	-5%	(173,925)
31 December 2023		
Abu Dhabi Securities Exchange	+5%	5,592,649
	-5%	(5,592,649)
Dubai Financial Market	+5%	96,655
	-5%	(96,655)

RAPCO Investment P.J.S.C

Ras Al Khaimah - United Arab Emirates Notes to the Financial Statements for the year ended 31 December 2024

	31 December 2024		31 December 2023	
	Poultry (discontinued operations)	Investments	Poultry (discontinued operations)	Investments
	AED	AED	AED	AED
				Total
Gain on sale of investments in associates	-	1,423,252	-	-
Gain on sale of investments at FVTPL	-	1,730,572	-	967,637
Unrealised gain / (loss) on investments at FVTPL	-	42,031,974	-	(790,290)
(Loss) / gain on change in fair value of investment properties	-	(23,331,200)	-	13,000
General and selling and distribution administrative expenses	-	(4,106,007)	-	(2,283,032)
Gain on sale of investment properties	-	126,190	-	1,409,273
Investment income	-	12,284,631	-	11,496,150
Share of (loss) / profit of associates - net	-	(865,081)	-	201,007
Other income	-	1,194,354	-	5,940,187
Finance costs	-	(353,206)	-	(47,106)
Segment Profit	-	30,135,479	-	16,906,826
Segment Assets	135,805	420,820,668	518,839	363,459,749
	135,805	420,820,668	518,839	363,978,588
Segment Liabilities	-	33,120,540	-	8,499,575
	-	33,120,540	-	8,499,575

RAPCO Investment P.J.S.C

Ras Al Khaimah - United Arab Emirates Notes to the Financial Statements for the year ended 31 December 2024

35 Contingent liabilities and capital commitments

	2024	2023
	AED	AED
Letters of guarantee	<u>-</u>	<u>200,000</u>

Except for the above, and ongoing business obligations which are under normal course of business, there has been no other known contingent liabilities and capital commitments on the Entity's financial statements as of reporting date.

36 Events after the reporting period

There are no significant events after the reporting period, which affect the financial statements or disclosures.

37 Reclassification

During the year, management has had to reclassify 2023 balances within the statement of financial position and statement of profit or loss and other comprehensive income, to provide a better understanding of the operations.



Governance Report 2024



1. Governance Framework in the Company:

A. Introduction

RAPCO Investment PJSC (the "**Company**" or "**RAPCO**") is a Public Joint Stock Company listed on the Abu Dhabi Securities Exchange ("**ADX**") with a diversified portfolio that spans Equities, Bonds and Real Estate. In line with the Company's commitment to transparency, accountability, and effective governance, RAPCO adheres to the guidelines set out in the Authority's Board Chairman Decision No. (03/R.M.) for 2020, which mandates the adoption of a Corporate Governance Manual for Public Joint Stock Companies. Our governance practices are designed to enhance shareholder value and safeguard the interests of all stakeholders, while ensuring strict compliance with applicable laws and regulations.

B. Governance Framework

We are dedicated to applying the best governance practices tailored to our size and scale, regularly reviewing our policies to ensure they align with both our internal values and the evolving regulatory landscape. RAPCO has also developed a corporate governance system that covers the Company's management, shareholders, employees and other stakeholders. To reinforce our commitment to good governance, RAPCO's governance system incorporates the principles of objectivity, integrity, and transparency. The board of directors of RAPCO ("**Board of Directors**" or "**Board**") and its subcommittees play an important role in upholding these principles, ensuring the Company remains responsive to the needs of shareholders and the broader investment community.

C. Role of the Board of Directors

The Board of Directors is responsible for the strategic direction, governance, and performance of the Company. It ensures that RAPCO complies with applicable laws and regulations while protecting the interests of its stakeholders. The Board works closely with key committees, including the Audit Committee and Strategy and Investment Committee, to oversee critical aspects of corporate governance, financial reporting, investments, and risk management.

D. Subcommittees and Internal Controls

RAPCO's governance structure includes specialized subcommittees, which provide in-depth oversight of specific areas of the business:

- i) **Audit Committee:** This committee ensures the integrity of RAPCO's financial reporting and internal controls. It works closely with external auditors to ensure that financial statements comply with applicable accounting standards and that any potential risks are identified and managed effectively.
- ii) **Strategy And Investment Committee ("SICO"):** This committee is responsible for overseeing investments and divestments across various asset classes, in line with the framework and policies approved by the Board. SICO establishes guidelines and criteria for new investments, the management of existing investments, and divestments, while ensuring that performance benchmarks are monitored, and periodic reporting is conducted.
- iii) **Internal Controls and Risk Management:** The Board, through its subcommittees, oversees the internal control systems and risk management processes, ensuring that RAPCO complies with relevant laws, regulations, and internal policies. This includes identifying potential risks, implementing mitigation strategies, and monitoring the effectiveness of internal controls to safeguard the Company's assets and operations.



E. Transparency and Shareholder Communication

RAPCO is committed to maintaining transparency with its shareholders and stakeholders. We provide regular disclosures of relevant information, including quarterly and annual financial reports, governance updates, and material developments to ADX. Additionally, these updates are made available on the Company’s website at <https://rapcoinvestment.ae/shareholder-services.html>. These disclosures are designed to give shareholders a clear and accurate understanding of the Company’s performance, risks, and governance practices.

2. Ownership and Transactions of Board Members and their Spouses and Children in the Company’s Securities during 2024

The transactions conducted by the Board members, senior management, employees, and their immediate family members in the securities of the Company are governed by a set of established procedures and regulations, which include:

- i) Strict adherence to the laws and regulations set forth by regulatory bodies such as the Securities and Commodities Authority (“SCA”) and the relevant market authorities.
- ii) A commitment to not disclose material information that could influence stock prices, except by the authorized officials of the Company.
- iii) Ensuring professional conduct by refraining from speculative trading that could adversely affect the stock price and overall market activity.
- iv) Avoiding participation in any actions or behaviors intended to manipulate stock prices or artificially inflate trading volumes.
- v) Refraining from actions that may mislead or deceive market participants.
- vi) Abstaining from trading, or advising others to trade, based on insider information that may impact stock prices.

The following table presents the statement of ownership of the Company’s securities by the Board members and their immediate family members as of December 31, 2024:

S. No.	Name	Position / Degree of Kinship	Shares held as of December 31, 2024	Total Sale transactions during 2024	Total Purchase transactions during 2024
1	Sheikh / Mohammed bin Humaid bin Abdullah bin Mohammed Al Qasimi	Chairman	-	-	-
2	HE/Mubarak Ali Mubarak Al Shamsi	Vice-Chairman	-	-	-
3	HE/ Aasha Saif Ahmed Alkhanbouli Alshehhi	Board Member	-	-	-
4	HE/ Abdulla Khalfan Mohammed Alshuraiqi	Board Member	943,241	-	-

S. No.	Name	Position / Degree of Kinship	Shares held as of December 31, 2024	Total Sale transactions during 2024	Total Purchase transactions during 2024
5	HE Eng./ Mohammed Hassan Alshamsi	Board Member	88,056	-	24,256
6	HE/ Ammar Abdullah Khalfan Alshuraiqi	Son of Board Member Abdullah Khalfan	16,394	-	-

3. Board Formation:

A- Statement of the formation of the current Board of Directors:

Name	Position & Category	Qualification	Board Membership Term	Their membership and positions at any other Joint-Stock Companies	Past Experience and their positions in any other Significant Regulatory, Government or Commercial Positions
Sheikh Mohammed bin Humaid bin Abdullah bin Mohammed Al Qasimi	Chairman-Independent & Non-Executive Category	Bachelor's degree in Financial Sciences-American University in Sharjah	Since 2018	Vice Chairman of the Arab Company for Animal Production	(i) Managing Director of Ras Al Khaimah Free Zone and Chairman of the Audit Committee (ii) Chairman of RAK International Corporate Center (iii) Chairman of Falcon Technologies International LLC (iv) Former Chairman of Ras Al Khaimah Packaging Company LLC (v) Board of Directors of RAK AMI Hotels LLC
HE/ Mubarak Ali Mubarak Al Shamsi	Vice Chairman - Non-Executive Category	Master of Business Administration - Diploma in Agriculture	Since 1997	-	(i) Former Acting President of the Northern Agricultural Region (ii) Former Chairman of the Ras Al Khaimah Municipal Council (iii) Former Director of Ras Al Khaimah Municipality (iv) Former President of Ras Al Khaimah Municipality and a

Name	Position & Category	Qualification	Board Membership Term	Their membership and positions at any other Joint-Stock Companies	Past Experience and their positions in any other Significant Regulatory, Government or Commercial Positions
					former member of the National Council
HE/ Abdullah Khalfan Mohammed Alshuraiqi Almehrezi	Board Member – Non-executive Category	(i) Higher Diploma in Agriculture (ii) Training courses with United Nations for a period of 24 months in Egypt, Jordan and Morocco	Since 1982	Former member of the Board of Directors of the Gulf Livestock Company PJSC	(i) Former Director of the Northern Agricultural Region for 20 years (ii) Former National Council Member (iii) Board Member of Majan Printing and Packaging Company LLC (iv) Founder and former Board Member of Ras Al Khaimah Packaging Company LLC (v) Founder and President of the Ras Al Khaimah Agricultural Society, "the first agricultural institution in the UAE"
HE/ Aaasha Saif Ahmed Alkhanbouli Alshehhi	Board Member – Independent & Non-executive Category	(i) Master's degree in engineering project management from American University of RAK (ii) A Bachelor in Geographic information system from UAEU (iii) Diploma in government performance	Since 2024	-	(i) An Executive Member of Quality-of-Life City Council in UAE (ii) Alumni of the Prime Minister Office Program for Future Leaders (iii) Director in GIS center in RAK Municipality



Name	Position & Category	Qualification	Board Membership Term	Their membership and positions at any other Joint-Stock Companies	Past Experience and their positions in any other Significant Regulatory, Government or Commercial Positions
		management from Melbourne University			
HE Eng./ Mohammed Hassan Mohammed Al-Shamsi Al-Awadhi	Board Member – Independent - Non-executive Category	(i) Bachelor of Agriculture (Majoring in Animal Production and Food Industries) - University of Riyadh	Since 2018	(i) Former Member of the Board of Directors of Al Khaleej Investment PJSC (ii) Vice Chairman of the Board of Directors of the Poultry Breeders Association	(i) Former Director of the Western Agricultural Zone (ii) Former Director of Livestock Development (iii) Former Director of the Agriculture and Gardens Department of the Ras Al Khaimah Department of Works

B- General Manager:

The Board appointed Mr. Raman Garg as the General Manager effective June 25, 2022. With over three decades of extensive experience in strategic finance and business transformation, Mr. Garg brings a wealth of expertise to the role. He currently serves as the Chief Financial Officer of Al Hamra Group and is a Board Member of the publicly listed Gulf Pharmaceutical Industries Limited. Additionally, he has previously served as a Board Member of Al Khaleej Investment PJSC.

Mr. Garg is a Chartered Accountant from the Institute of Chartered Accountants of India, a Company Secretary from the Institute of Company Secretaries of India, and a Cost Accountant from the Institute of Cost and Works Accountants of India. He also holds a Bachelor’s degree in Commerce from St. Xavier's College in Kolkata, India.

C- Statement of the percentage of female representation in the Board for the year 2024:

The percentage of female representation on the Board of Directors for 2024 is 20%. Ms. Aasha Saif Ahmed Alkhanbouli Alshehhi was appointed as a director during the Annual General Assembly (“**General Assembly**”) meeting held on April 17, 2024.

D- Statement of the reasons for the absence of any female candidate in the Board membership:

The Company has fulfilled the requirement for female representation on the Board of Directors by appointing Ms. Aasha Saif Ahmed Alkhanbouli Alshehhi, as approved by the General Assembly on April 17, 2024.



E- Remuneration to the members of the Board of Directors, Rewards, Fee and Allowances for attending Board of Directors or Committee Meetings:

(i) The total remuneration for the members of the Board of Directors for the year 2023 amounted to AED 900,000 (Nine hundred thousand Dirhams).

(ii) The Board's remunerations for the year 2024 will be presented and discussed as part of the agenda at the upcoming General Assembly Meeting, where it will be subject to a vote.

(iii) A statement detailing the allowances for attending the meetings of the Committees emanating from the Board, payable to the members of the Board of Directors for the financial year 2024, is provided in the following table:

S. No.	Name	Allowances for attending meetings of the Committees emanating from the Board		
		Committee Name	Allowance Value AED	Meeting Nos.
1	Sheikh / Mohammed bin Humaid bin Abdullah bin Mohammed Al Qasimi	Nomination and Remuneration Committee	-	-
		Audit Committee	-	-
		Strategy and Investment Committee	60,000	1
2	HE/ Mubarak Ali Mubarak Al Shamsi	Nomination and Remuneration Committee	5,000	1
		Audit Committee	-	-
		Strategy and Investment Committee	40,000	1
3	HE/ Abdullah Khalfan Mohammed Alshuraiqi Almehezezi	Nomination and Remuneration Committee	3,000	1
		Audit Committee	12,000	4
		Strategy and Investment Committee	40,000	1
4	HE/ Aesha Saif Ahmed Alkhanbouli Alshehhi	Nomination and Remuneration Committee	-	-
		Audit Committee	9,000	3
		Strategy and Investment Committee	-	-
5	HE Eng/ Mohammed Hassan Mohammed Al-Shamsi Al-Awadhi	Nomination and Remuneration Committee	-	-
		Audit Committee	20,000	4
		Strategy and Investment Committee	-	-
6	HE Aesha Ahmed Ali Alrahbi Alshehhi*	Nomination and Remuneration Committee	3000	1
		Audit Committee	3,000	1
		Strategy and Investment Committee	-	-



*Ceased to a director of the Company on the date of the General Assembly dated April 17, 2024.

There are no additional allowances or fees received by or payable to members of the Board of Directors other than the allowances for attending the meetings of the above-mentioned committees.

F- Board of Directors meetings held during the year 2024:

In accordance with the provisions of SCA Board Chairman’s Decision, the Company’s Board of Directors held 5 meetings during the financial year ended on December 31, 2024, as shown in the following table:

Meeting Number	Date of meeting	Number of attendees	Number of attendees by proxy	Names of absent members
1	06 March 2024	5	None	None
2	10 May 2024	5	None	None
3	16 July 2024	5	None	None
4	01 November 2024	4	None	HE/ Mubarak Ali Alshamsi
5	13 November 2024	5	None	None

G- Board Decisions passed by circulations during the financial year 2024

No decisions were passed by circulation during the financial year 2024.

H- A Statement of the tasks and functions of the Board of Directors that a member of the Board or Executive Management carried out during the year 2024 based on authorization from the Board, with specifying the period and validity of the delegation according to the following table:

S. No.	Name of the Authorized Person	Power	The Period of Delegation
1	Sheikh / Mohammed bin Humaid bin Abdullah bin Mohammed Al Qasimi	(i) He shall be an authorized and empowered agent of the Board and shall have all the powers as stated in the Company’s Articles of Association. This authorization shall be valid with all entities in which the Company have bank accounts, deposits, or securities. (ii) Representation of the Company as Member of the Board of Directors of RAK AMI Hotels LLC.	This authorization shall be valid until the end of the term of the current Board and shall be considered valid unless it is revoked by the Board.
2	Raman Garg	i) Power of attorney dated 27 th June, 2022, and ii) Board resolution dated 06 th June, 2022 authorizing for banking operations	This authorization shall be valid until his position as the General Manager and shall be



			considered valid unless it is revoked by the Company.
--	--	--	---

I- Dealings with Related Parties during 2024

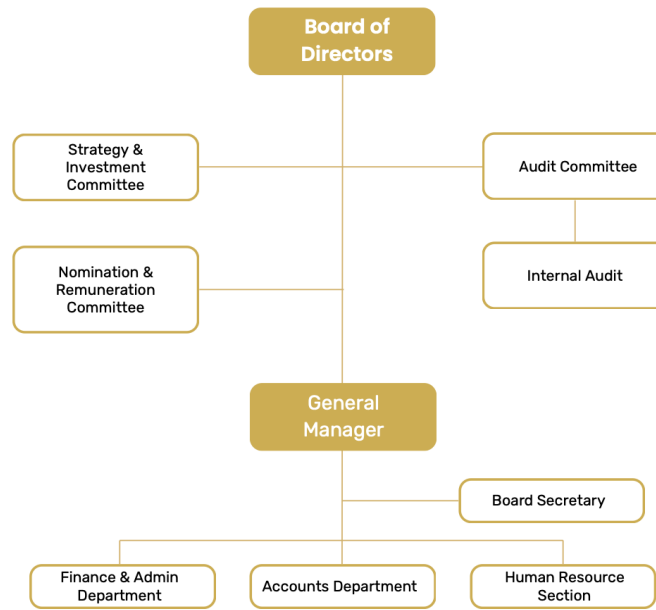
During 2024, the Company engaged in the following transactions with its associate companies, as mentioned in the table below:

Related Party	The Nature of the Relationship	Type of Transaction	Transaction Value (in AED)
Al Hamra Group LLC (AHG)	Major Shareholder	Cross charge by AHG towards utility, travel and other support	0.012 million
Al Hamra Real Estate Development LLC (AHRED)	Associate	(i) Cross charge by AHRED towards Back office, audit support & reimbursements	0.547 million
		(ii) Cross charge to AHRED towards staff allocation cost, expense reimbursements and rental recoveries	0.230 million
Cast Sky Real Estate Co. LLC	Associate	Cross charge to Cast Sky for the shared staff	0.045 million
Falcon Investments Co. FZ LLC (Falcon)	Major Shareholder	(i) Advance repayment to Falcon	6.3 million
		(ii) Repayment of investment amount paid by Falcon on behalf of the Company	7.3 million
		(iii) Staff Cost Allocation, and SICO Member Sitting Fees payment to Falcon	0.268 million



J- The Company's Organizational Structure is below:-

Organization Chart



K- Senior Management & Executives in the first and second grade for full or part of the Year

S. No.	Position	Appointment	Total salaries and allowances paid for 2024 (AED)	Total bonuses paid for 2024 (AED)	Any other cash / in-kind bonuses for 2024 or due in the future
1	General Manager	2022	40,000	None	None
2	Board Secretary and Senior Legal Counsel	2024	420,000	None	None

L- Board of Directors

According to the decision of the Chairman of the Board of Directors of SCA No. (03/RM) of 2020 regarding the approval of the Governance Guide for Public Joint Stock Companies, it stipulates that the Board of Directors shall conduct an evaluation annually, for its performance and the performance of its members and committees, to identify ways to enhance its effectiveness, and to ensure that it is subject to evaluation at least once a year, through the Nomination and Remuneration Committee or by the Chairman of the Board of Directors. It is also permissible, if necessary, to seek assistance from independent consultants to assist the Board of Directors in conducting the evaluation. The Board of Directors is also committed to inviting an independent professional body every third year to conduct an evaluation of the Board of Directors, its members and its committees.



The Nomination and Remuneration Committee annually evaluates the performance of the Board of Directors and its committee members, providing recommendations to the Board in line with the Company's Remuneration Policy. This evaluation assesses the skills, experience, and operational effectiveness of the Board as a whole, identifying both strengths and areas for improvement. For individual Board members, performance is evaluated based on their adherence to suitability criteria and their commitment to fulfilling their duties and responsibilities.

As the election of the Board of Directors was completed during the General Assembly meeting held on April 17, 2024, and following the appointment of the directors, the Board will arrange for an independent evaluation after three years from the date of their appointment.

4. The Company's External Auditor:

A- An overview of the Company's External Auditor to the shareholders

Crowe Mak - UAE is a member audit firm of Crowe Global, which is ranked eighth among the largest global accounting networks. Crowe Global consists of over 200 independent accounting and consulting firms across more than 130 countries, with each member operating independently. This marks the 6th year of service by the External Auditor.

B-Fees and costs for the Audit and other Services provided by the External Auditor:

Name of the Audit Office	Crowe Mak
Name of the Audit Partner	Mr. Basil Naser
Number of years spent as the Company's External Auditor	Six years
Number of years the Partner Auditor has spent Auditing the Company's accounts	One year
Total Audit Fees for 2024	90,000 Dirhams
Total fees and costs of other private services other than the Audit Fees for 2024	None
Details and nature of other services provided by an External Auditor other than the Company's external audit during 2024	None

C-Statement clarifying the qualified opinion that the Company's auditor has included in the Interim and Annual Financial Statements for the year 2024, if any.

There is no qualified opinion in the interim and annual financial statements for the year 2024.

5. The Audit Committee:

A- Declaration by Chairman of the Audit Committee on his Responsibility for the Committee's Rules of Procedure

Pursuant to the provisions of Article 61 of the SCA Board Chairman's Decision No. (03/RM) of 2020, HE Mohammed Hassan Mohammed Alshamsi Alawadhi, Chairman of the Audit Committee, acknowledges his responsibility for overseeing the committee's rules of procedure within the Company. He has also reviewed its operational mechanism and effectiveness for the year 2024.

B- Names of the Audit Committee members: -

- | | |
|---|----------|
| (i) HE/ Mohammed Hassan Alshamsi | Chairman |
| (ii) HE Abdulla Khalfan Alshuraiqi | Member |
| (iii) HE/ Aasha Saif Ahmed Alkhanbouli Alshehhi | Member |



Ms. Aaasha Saif Ahmed Alkhanbouli Alshehhi was appointed as a member of the Audit Committee following her appointment as a director during the General Assembly meeting held on April 17, 2024.

C- The functions and tasks of the Audit Committee:

- (i) Reviewing the Company's financial and accounting policies and procedures.
- (ii) Monitor the integrity of the financial statements of the Company, its quarterly and annual reports, and changes in accounting policies, compliance with accounting standards, listing and disclosure rules.
- (iii) To submit a recommendation to the Board of Directors regarding the selection, resignation or removal of the auditor.
- (iv) Establishing policies for contracting with the auditor.
- (v) Meeting with the auditor without the presence of any of the senior executive management or his representative, at least once a year.
- (vi) The nature and scope of the audit process and its effectiveness in accordance with the approved auditing standards.
- (vii) Reviewing and evaluating the Company's internal control and risk management systems and ensuring its effectiveness.
- (viii) Discussing the internal control systems with the Board of Directors, its effectiveness and performance, and considering the results of the main investigations in the matters of internal control assigned to it by the Board of Directors or carried out at the initiative of the committee and the approval of the Board of Directors.
- (ix) Review the auditor's evaluation of the internal control procedures and ensure that there is coordination between the internal auditor and the external auditor.
- (x) Study the internal control reports and follow up on the implementation of the corrective actions of the observations contained therein.
- (xi) Establishing controls that enable company employees to report any violations in secret.
- (xii) Monitor the company's compliance with the rules of professional conduct.
- (xiii) Review the related parties' dealings with the Company, ensure that there are no conflicts of interest, and recommend to the Board of Directors before concluding those transactions.
- (xiv) Consider any other topics determined by the Board of Directors.

D- Audit Committee meetings for the year 2024:

Meeting Number	Date of meeting	Number of attendees	Absence
1	06-March-2024	3	None
2	10-May-2024	3	None
3	16-July-2024	3	None
4	13-Nov-2024	3	None

E- Audit Committee’s Annual Report:

The key matters considered by the Audit Committee during the year 2024 are mentioned below:

- i) Review of the internal audit report, including its findings and recommended remedial actions, and ensuring the effectiveness of the internal control system.
- ii) Ensuring that the financial statements comply with applicable accounting standards and that any potential risks are identified and effectively managed.



- iii) Recommending the investment and divestment policy framework to the Board, along with an evaluation of risk management strategies.
- iv) Recommending the policy framework for internal audits and assessing its effectiveness.
- v) Assessing the independence and effectiveness of the external audit process and the approach followed in appointing or re-appointing the External Auditor, and information on the length of the current audit firm's term.
- vi) Review of the transactions executed with the related parties and ensuring that such transactions are entered on arm's length and in the ordinary course of business.

6. Nomination and Remuneration Committee:

A- Declaration by Chairman of the Nomination and Remuneration Committee on his Responsibility for the Committee's Rules of Procedure:

Pursuant to the provisions of Article 59 of the SCA Board Chairman's Decision No. (03/RM) of 2020, HE Mubarak Ali Mubarak Alshamsi, Chairman of the Nomination and Remuneration Committee, acknowledges his responsibility for overseeing the committee's rules of procedure within the Company. He has also reviewed its operational mechanism and effectiveness for the year 2024.

B- Names of Members of Nomination and Remuneration Committee:

- | | |
|--|----------|
| (i) HE Mubarak Ali Mubarak Alshamsi | Chairman |
| (ii) HE Abdulla Khalfan Alshuraiqi | Member |
| (iii) HE Aesha Saif Ahmed Alkhanbouli Alshehhi | Member |

Ms. Aesha Saif Ahmed Alkhanbouli Alshehhi was appointed as a member of the Nomination and Remuneration Committee following her appointment as a director during the General Assembly meeting held on April 17, 2024.

C- The functions and tasks of the Nomination and Remuneration committee are as follows:

- (i) Setting a special policy for candidacy for membership in the Board of Directors and the Executive Management that aims to take into account gender diversification and encouraging women through incentive and training benefits and programs.
- (ii) Organize and follow-up procedures for running for membership in the Board of Directors in accordance with the laws in force and the provisions of this decision. Ensuring the independence of the independent members on an ongoing basis.
- (iii) Preparing the policy for granting rewards, benefits, incentives and salaries to the members of the Company's Board of Directors and employees, and reviewing them annually, and the committee must verify that the rewards and benefits granted to the senior executive management are reasonable and commensurate with the Company's performance.
- (iv) Reviewing the annual requirements for the appropriate skills for membership of the Board of Directors and preparing a description of the capabilities and qualifications required for membership of the Board of Directors.
- (v) Determining the Company's needs for competencies at the level of senior executive management and employees and the basis for their selection.
- (vi) Prepare the policy on human resources and training in the company, monitor its application, and review it annually.



(vii) Any other topics specified by the Board of Directors.

D- Nomination and Remuneration Committee meetings for the year 2024:

Meeting Number	Date of meeting	Number of attendees	Absence
1	06-March-2024	3	None

7. The Supervision and Follow-up Committee of insiders' transactions:-

A- Declaration by Chairman of the Supervision and Follow-up Committee on his Responsibility for the Committee's Rules of Procedure:

Mr. Raman Garg, Chairman of the Supervision and Follow-up Committee of insiders' transactions, acknowledges his responsibility for the committee's role in the Company, review its work mechanism and ensure its effectiveness.

B- Names of the committee members:

- | | |
|-------------------------|---|
| 1. Mr. Raman Garg | Chairman in capacity as the General Manager |
| 2. Mr. Yazan S. Maragha | Member in capacity as the Board Secretary |
| 3. Mr. Ahmed Adel Ahmed | Member -Accounts Manager |

C- The functions and tasks of the committee:

- Supervising insiders' dealings.
- Maintaining their record and submitting periodic statements and reports to the market.

D- A summary of the committee's work during 2024:

During the year 2024, the committee updated the record for insiders wherever required, circulated the rules for insiders' transactions, and placed them in the joint file for all Company employees. Also, insiders' suspension periods for trading in the Company's shares were announced, in addition to insiders confirming their possession of private data and internal information and their pledge to bear legal liability, if disclosed.

8. Other committees of the Board of Directors:

8.1 Strategy and Investment Committee ("SICO"):

The Company has renamed the Technical Committee to the Strategy and Investment Committee and in the Board of Directors meeting held on July 16, 2024

A- Declaration by Chairman of SICO on his Responsibility for the Committee's Rules of Procedure:

Sheikh Mohammed Bin Humaid Bin Abdulla Bin Mohammed Alqasimi, Chairman of the Strategy and Investment Committee, acknowledge his responsibility for the committee's system in the Company, review its work mechanism and ensure its effectiveness.

B- Names of the committee members:

- | | |
|--------------------------------------|----------|
| iv) SH. Mohammed Bin Humaid Alqasimi | Chairman |
| v) HE/ Mubarak Ali Alshamsi | Member |
| vi) HE/ Abdulla Khalfan Alshuraiqi | Member |



vii) Mr. Raman Garg

Member

C- The functions and tasks of the committee:

The Strategy and Investment Committee is responsible for overseeing and managing the Company's investment and divestments activities. Its key responsibilities include:

- (i) Managing and supervising the Company's investment portfolio as per the Investment Policy Statement (“IPS”).
- (ii) Managing business assets to ensure optimal utilization and growth.
- (iii) Overseeing the monetization of real estate and other investment-related decisions.

D- Strategy and Investment Committee meetings for the year 2024:

Meeting No.	Date of meeting	No. of attendees
1	16-July-2024	4

9. The Internal Audit, Control and Compliance System:

A- Declaration:

The Audit Committee and the Board of Directors acknowledge their responsibility for the Company's Internal Control System, including the review of its operational mechanisms and ensuring its effectiveness.

B- Director of the Internal Audit Department and his experiences:

Mr. Mohammed Azizi holds an MBA in Finance and is a certified Internal Auditor and Enterprise Risk Specialist. With over 14 years of experience in risk advisory, Mr. Azizi has developed extensive expertise as an internal auditor. He has previously been part of renowned organizations, including Saudi Aramco Group in KSA and Al Futtaim Group in Dubai.

C- Responsibilities of the Internal Audit Department:

The Internal Audit Department is responsible for i) preparing internal audit and control reports and submitting them to the Audit Committee and the Board of Directors, ii) verifying the effectiveness of the Company’s internal control procedures and proposing rules and regulations to raise the efficiency of internal control, and iii) verifying the proper implementation of the Company policies in accordance with the applicable regulations.

D- Internal Audit Department Evaluation:

The Internal Audit Department evaluates the Company’s risk management methods and procedures, reviews the systems in place regarding internal policies, and ensures the implementation of governance rules. It also continuously monitors the Company’s compliance with applicable laws and regulations, submitting its reports to both the Audit Committee and the Board of Directors.

E- Compliance Officer:

Mr. Yazan S. Maragha was appointed as the Company's Board Secretary and also in charge of the Compliance Officer’s duties with effect from 06th March 2024.

F-Major problems faced by the Company during the year 2024:



None.

G- The Number of reports issued by the Internal Audit Department to the Company's Board of Directors:

One report.

10. Violations Committed during the year 2024.

The Company is committed to fulfilling the established requirements concerning corporate governance and the governance standards for Public Joint-Stock Companies, ensuring its adherence to governance controls and corporate discipline standards.

According to report provided by the Internal Audit Department and the external auditor, which are presented to the Board and its subcommittees on a regular basis, no significant violations were identified during the year 2024 regarding any matters related to the financial markets or any applicable laws.

11. The Company's cash and in-kind contributions made during the year 2024 in developing the local community and preserving the environment:

The Company did not make any tangible contributions to the local community during the year 2024. However, the Company did celebrate the fifty-third National Day of the United Arab Emirates and extended its gratitude and appreciation to its employees in recognition of their dedication and contributions.

12. General Information:

A. Statement of the Company's Share Price in the Market at the end of each month during the financial year 2024

Month	Highest Price (AED)	Lowest Price (AED)	Close Price (AED)
January	1.860	1.410	1.51
February	1.990	1.370	1.83
March	1.790	1.520	1.68
April	1.630	1.370	1.57
May	1.780	1.330	1.45
June	1.700	1.300	1.47
July	1.750	1.430	1.54
August	1.580	1.510	1.51
September	1.650	1.380	1.6
October	1.830	1.450	1.76
November	1.820	1.590	1.75
December	1.680	1.600	1.68

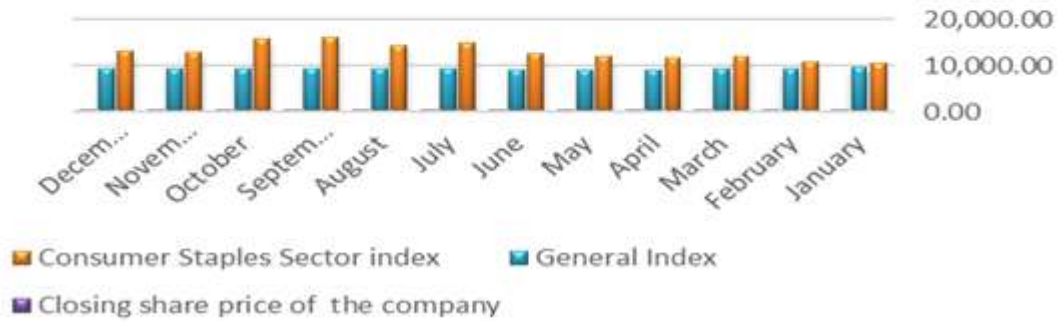
A statement of the company's share price in the market at the end of each month during the year 2024



B. Statement of the Company's Comparative Performance with the General Market Index and Sector Index to which the Company belongs during 2024.

Month End	Consumer Staples Index Sector	General Index	Closing Share Price of Company (AED)
January	10,407.85	9,508.32	1.51
February	10,769.14	9,254.81	1.83
March	11,933.60	9,228.09	1.68
April	11,561.64	9,067.42	1.57
May	11,849.45	8,862.58	1.45
June	12,650.80	9,060.73	1.47
July	14,927.33	9,338.96	1.54
August	14,363.32	9,284.93	1.51
September	16,097.61	9,425.49	1.60
October	15,672.48	9,327.92	1.76
November	12,784.52	9,234.80	1.75
December	13,043.92	9,419.00	1.68

The Comparative Performance of the Company's stock with the General Market index and the Consumer Goods Sector index



C. Statement of the Shareholders Ownership Distribution as on December 31, 2024

S. No.	Shareholders classification	Percentage of owned shares			
		Individuals	Companies	Government	Total & Percentage
1	UAE Local	6,470,427	71,069,445	5,166,733	82,706,605 (87.02%)
2	Gulf	11,896,853	156,383	0	12,053,236 (12.69%)
3	Arab	164,632	0	0	164,632 (0.17%)
4	Foreign	115,527	0	0	115,527 (0.12%)
	Total	18,641,285	71,231,982	5,166,733	95,040,000 (100.00%)
	Percentage (%)	19.61%	74.95%	5.44%	100.00%

D. Statement of Shareholders Owning 5% or more of the Company's Capital as on December 31, 2024:

S. No.	Name of the Shareholder	Number of Owned Shares	Percentage of Owned Shares to the Company's Capital
1	Falcon Investment Company FZ LLC	41,769,806	43.95%
2	Al Hamra Group LLC	21,250,412	22.36%



S. No.	Name of the Shareholder	Number of Owned Shares	Percentage of Owned Shares to the Company's Capital
3	Ras Al Khaimah Government	5,166,733	5.44%

E. Statement of how Shareholders are distributed according to the volume of shares as on December 31, 2024:

S. No	Share(s) ownership	Number of Shareholders	Number of Owned Shares	Percentage of Owned Shares of the Capital
1	Less than 50,000	1774	6,011,329	6.33%
2	From 50,000 to less than 500,000	95	10,069,137	10.59%
3	From 500,000 to less than 5,000,000	7	10,772,583	11.33%
4	More than 5,000,000	3	68,186,951	71.74%

F. Measures taken regarding the Controls of Investor relationship.

The Company has appointed an Investor Relationships Officer with competence and long experience. He possesses the requisite financial background and administrative knowledge of the procedures related to investor relations and events that the Company has undergone.

Name of investor relationships officer	Telephone No.	Mobile No.	Email
Ahmed Adel Ahmed Hassan	07-243 4477	+971 56 828 0884	ahmed.a@rapcoinvestment.ae

The link of Investor Relationships page on the Company's website:

<https://rapcoinvestment.ae/shareholder-services.html>

The Company has dedicated a section on its website for investor relations, which includes all necessary information in accordance with the instructions of the SCA and ADX. The section can be accessed at the following link:

<https://rapcoinvestment.ae/disclosures.html>

G. Special Resolutions presented in the General Assembly held during 2024:



In its meeting held on April 17, 2024, the General Assembly approved the following Special Resolution: “Approved amending Article (7 - Ownership Percentage) in the Articles of Association of the Company to increase the percentage of the non-nationals’ Shareholding to 100% subject to the approval of the competent authorities, with granting authority to the Board of Directors and its delegated representatives to execute and authorize all essential measures for the implementation and approval of this amendment.

H. Board Secretary:

- (i) The present Secretary of the Board of Directors is Mr. Yazan S. Maragha.
- (ii) The duties as Secretary of the Board of Directors are summarized as follows:
 - a) Documenting the meetings of the Board of Directors and its Committees and preparing the minutes and decisions issued by them in accordance with the controls established in the decision of the Chairman of the Board of Directors of the Authority No. (3/ R.M) for the year 2020 regarding the adoption of the Governance Guide for Public Shareholding Companies and its amendments.
 - b) Reporting the decisions of the Board of Directors and its committees to the executive management of the Company and submitting reports on their implementation.
 - c) Coordination between members of the Board of Directors and executives.

I. Statement of major events and important disclosures that the Company encountered during 2024.

One of the significant events the Company encountered in 2024 was the General Assembly's decision to amend the shareholding structure, allowing foreign shareholders to own up to 100% of the Company's capital.

J. The General Assembly of the Company was held on April 17, 2024 and the said meeting passed the following resolutions:

- 1. Ratified the report of the Board of Directors on the Company’s activity and its financial position for the financial year ended on 31st Dec 2023.
- 2. Ratified the auditor’s report for the financial year ended on 31st December 2023.
- 3. Ratified the Company’s balance sheet and profit and loss account for the financial year ended on 31st December 2023.
- 4. Approved the proposal of the Board of Directors not to distribute dividends to the shareholders for the financial year ended on 31 December 2023.
- 5. Approved the remuneration of the Board of Directors for the year 2023.
- 6. Exonerated the members of the Board of Directors from liability for the financial year ended on 31st December 2023.
- 7. Exonerated the External Auditors for liability for the financial year ended on 31st December, 2023.
- 8. Approved the appointment of Crowe Mak as external auditors of the Company for the financial year 2024 and determined their fees.



9. Approved the members of the Board of Directors for the period from 2024 to 2027, mentioned below:
- viii) Sheikh Mohammed Humaid Abdullah Mohammed Al Qasimi.
 - ix) Mr. Mubarak Ali Mubarak Alshamsi.
 - x) Mr. Abdulla Khalfan Alshuraiqi Almehrzi.
 - xi) Mr. Mohammed Hassan Alshamsi Alawadhi.
 - xii) Ms. Aaasha Saif Ahmed Alkhanbouli Alshehhi.
10. Special Resolutions – Approved amending Article (7- Ownership Percentage) in the AoA to increase the percentage of the non-nationals’ Shareholding to 100% subject to the approval of the competent authorities, with granting authority to the Board of Directors and its delegated representatives to execute and authorize all essential measures for the implementation and approval of the amendment.

K. Emiratization percentage in the Company:

Year	2024	2023	2022
Emiratization percentage	6%	6%	1%

L. Innovative projects and initiatives which the Company carried out or is being developed during the year 20204



L. Innovative projects and initiatives which the Company carried out or is being developed during the year 2024

There are no innovative projects or initiatives undertaken by the Company or being developed during the year 2024.

Signature of the Board Chairman

Signature of Audit Committee Chairman

Signature of Nomination and Remuneration Committee Chairman

Signature of General Manager

Signature of Internal Audit Department - Senior Manager

Date: 25/03/2025

Company Official Seal





2024 SUSTAINABILITY REPORT



Table of Contents

→	03	About this Report
→	05	RAPCO at Glance
→	08	Environmental Stewardship
→	13	Social Stewardship
→	17	Ethical Governance
→	23	Sustainable Management
→	28	ADX ESG Index



ABOUT THIS REPORT



Chairman's Statement



"Sustainability is not just a responsibility—it is a strategic imperative that drives long-term value and resilience. As an investment company in the UAE, we are committed to shaping a future where financial growth and environmental stewardship go hand in hand. By integrating sustainability into our investments, we empower industries, communities, and future generations to thrive in an ever-evolving world."

It gives me great pleasure, as Chairman of RAPCO, to present our sustainability report, which details our successful initiatives to minimise our environmental impact.

In this report, we detail the steps we have taken to lessen our impact on the environment as a measure of our social responsibility. Our company is aware of the significance of sustainable practices for the well-being of both our planet and the communities that we serve.


We also consider it essential to our continuous success that we are committed to providing our staff with a positive working environment. This is something that we consider to be equally important. We are dedicated to the ongoing pursuit of continuous development in all facets to establish a more sustainable and brighter future for all. There is always more work to be done.

We also express our gratitude to our shareholders for their continued support and trust. We are committed to providing sustainable performance and value to our investors.

Md. Humaid Abdullah Md. Alqasimi

Chairman

RAPCO AT A GLANCE



RAPCO at a glance

To strengthen our dedication to sustainability, RAPCO is proud to introduce a comprehensive array of environmental initiatives designed to significantly reduce our impact on the planet. As a small business in an industry with inherently low energy consumption and carbon emissions, we are uniquely positioned to lead the way in eco-friendly practices. In our office, we are committed to adopting innovative, sustainable measures that not only minimise our carbon footprint but also maximise energy efficiency. Together, we can make a meaningful difference for our environment and set a powerful example for others in our community.

In 2023, RAPCO Investment transitioned from its poultry business origins to transform into a dynamic investment firm. This strategic action illustrates our dedication to innovation and adaptation within the changing global financial environment. As a forward-thinking and sustainability-oriented entity, RAPCO Investment boasts a diversified portfolio spanning real estate, equity capital markets, and other financial assets.

Vision

Within our risk tolerance, our vision seeks to build long-term wealth for our stockholders. We strive to increase business value while upholding high ethical standards and contributing to society through integrity and equitable means.

Mission

Our mission is to enhance and diversify our investment portfolio through real estate, equity, capital markets, and venture funding. Our portfolio diversification plan is to become the leader in high-quality, profitable investments, complementing our core portfolio of residential, commercial, and strategic investments.



Financial Performance

(in Million AED)

Figure 1: Total Income

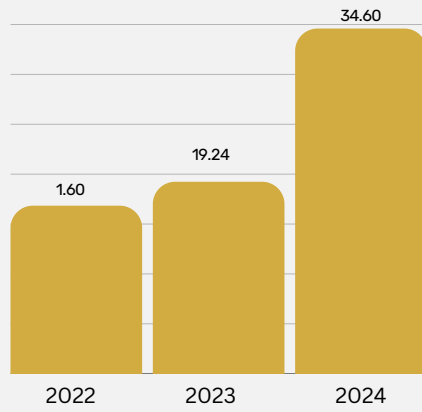


Figure 2: Net Profits

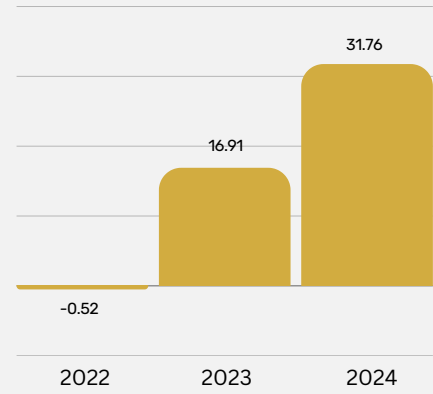


Figure 3: Total Cost Incurred

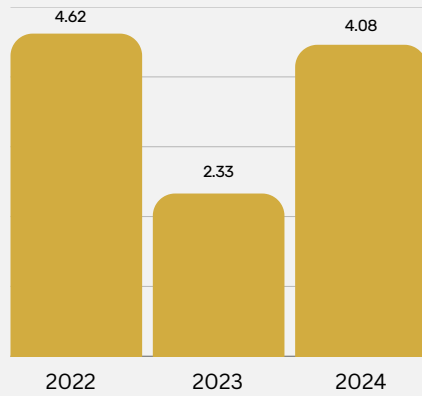
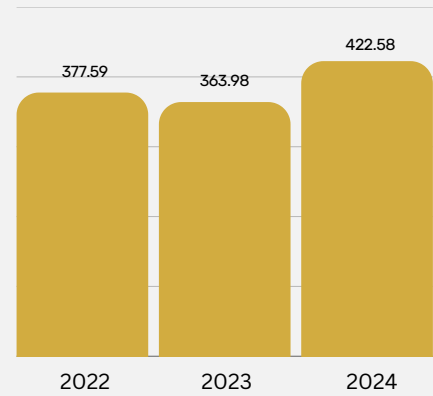


Figure 4: Total Assets



ENVIRONMENTAL STEWARDSHIP



Environmental initiatives

The environmental objectives of the 28th meeting of the Conference of the Parties (COP28) guide our efforts to prioritise ecological stewardship. Climate change can be mitigated, and sustainable development objectives can be fulfilled through investment in sustainable practices. We are proactive with simple yet effective steps like turning off lights that are not needed and making the best use of water. Our commitment to environmental sustainability transcends mere responsibility; it is a core principle of our investment strategy.

To strengthen our dedication to sustainability, RAPCO is proud to introduce a comprehensive array of environmental initiatives designed to reduce our impact on the planet. As a small business in an industry with inherently low energy consumption and carbon emissions, we are uniquely positioned to lead the way in eco-friendly practices. In our office spaces, we are committed to adopting innovative, sustainable measures that minimise our carbon footprint and maximise energy efficiency.

We continuously assess our energy, fuel, water, and waste consumption. These measures enable us to pinpoint how we are tracking in our environmental sustainability performance because our footprint contributes to affecting the environment and society at large. Together, we can make a meaningful difference for our environment and set a powerful example for others in our community.

8 DECENT WORK AND ECONOMIC GROWTH



9 INDUSTRY, INNOVATION AND INFRASTRUCTURE



11 SUSTAINABLE CITIES AND COMMUNITIES



12 RESPONSIBLE CONSUMPTION AND PRODUCTION



13 CLIMATE ACTION



17 PARTNERSHIPS FOR THE GOALS

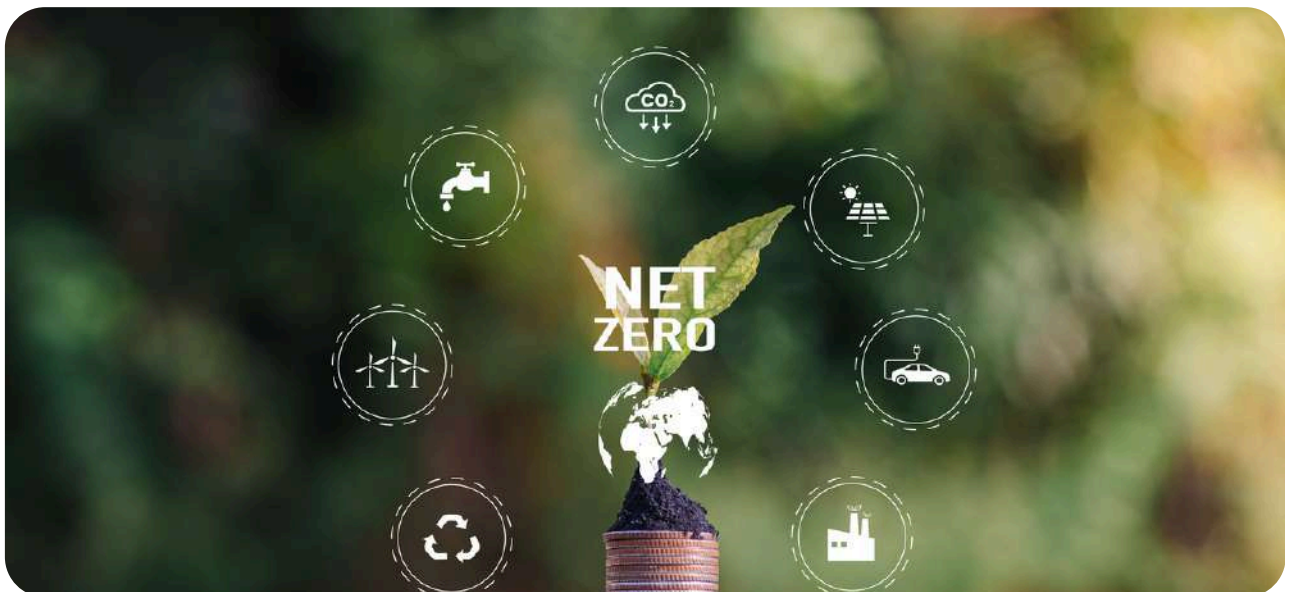
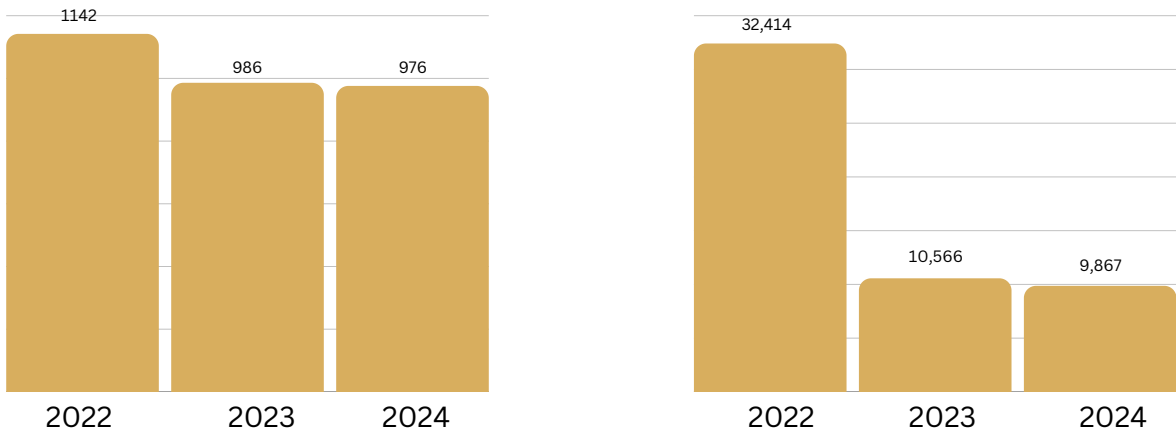


Energy and Greenhouse Gas Emission

Even though RAPCO emits greenhouse gases (GHGs) in a small way during its operations, we are still contributing to climate change as a collective. These gases, including carbon dioxide and methane, efficiently retain heat in the atmosphere. However, RAPCO has the opportunity to reduce its greenhouse gas emissions by incorporating renewable energy sources and adopting energy-efficient practices. By adopting energy-efficient LED lighting systems, we have reduced our energy consumption and reduced GHG emissions.



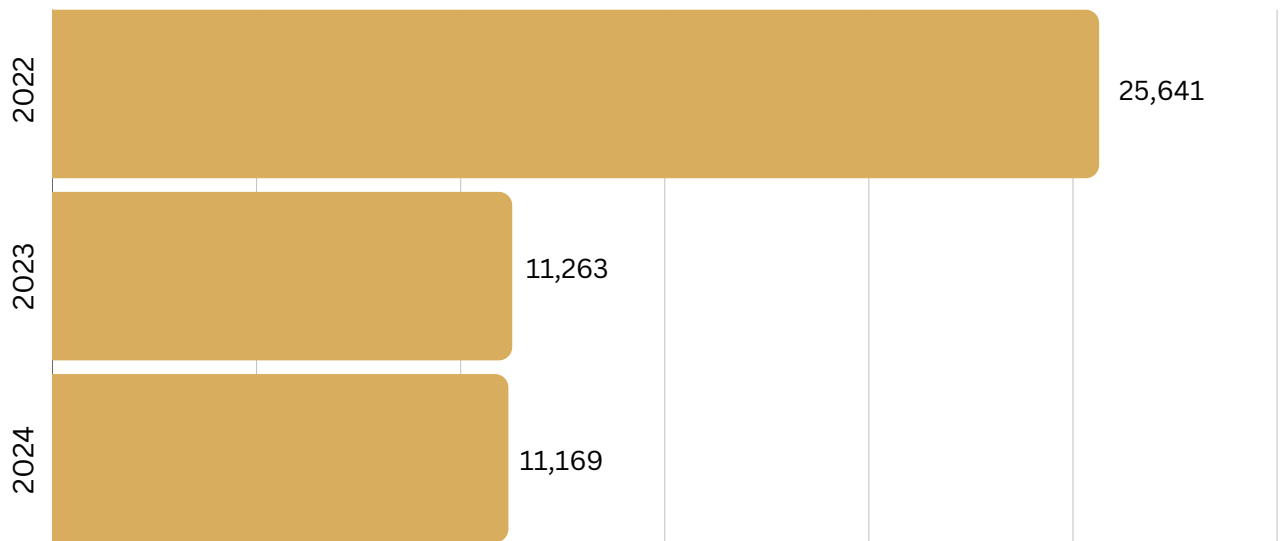
Figure 5: Electricity Consumption (kWh) Figure 6: Fuel Consumption (Gallons)



Water consumption

Even though RAPCO emits greenhouse gases (GHGs) in a small way during its operations, we are still contributing to climate change as a collective. These gases, including carbon dioxide and methane, efficiently retain heat in the atmosphere. However, RAPCO has the opportunity to reduce its greenhouse gas emissions by incorporating renewable energy sources and adopting energy-efficient practices. By adopting energy-efficient LED lighting systems, we have reduced our energy consumption and reduced GHG emissions.

Figure 7: Water Consumption (Gallons)



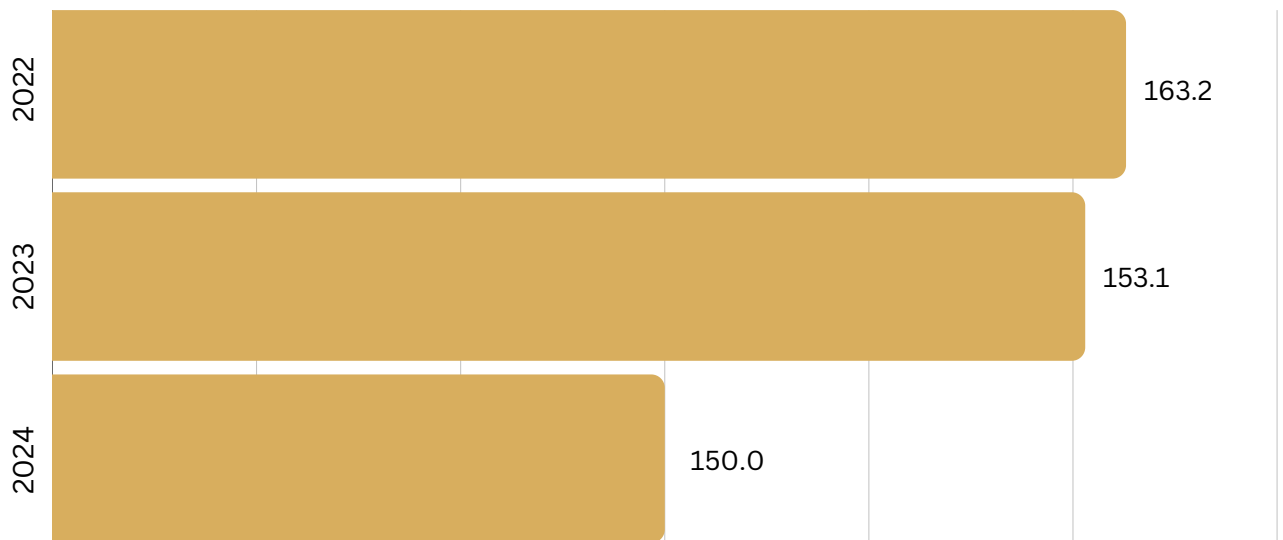
Waste Management

Managing waste well is an important part of workplace sustainability, and we are dedicated to using responsible refuse management methods. Our initiatives include reducing the amount of generated waste by encouraging waste disposal through recycling, reuse, and composting.

We are particularly interested in reducing waste that cannot be recycled or reused to further lessen our impact on the environment. Getting rid of 'real estate' waste is not easy

We are working through this issue carefully and approaching the task to ensure we are solving the problem the right way because we want to apply waste management strategies in real estate management that support our environmental sustainability goals.

Figure 8: Waste Consumption (In Tons)



SOCIAL STEWARDSHIP



Social Initiatives



Our company cares about the people who work here. As part of our CSR (Corporate Social Responsibility) efforts, we help people in ways that are good for both the business and our workers. Businesses and people alike are responsible for making social initiatives that have good effects on communities and the environment. Social projects go beyond following the law and getting money. Corporate Social Responsibility (CSR) gives our company a framework for giving back to the community, supporting good causes, and adding positive social value.

Our statement, "We are fair to everyone, no matter what gender they are or where they are from", emphasises the importance of treating all individuals equally and with respect, regardless of their gender, identity, or cultural origin.

Human Assets

A culture of innovation in the workplace is more likely to take hold if it is a culture of conviction and engagement. Innovation capacity-building in our workplace involves much more than a well-formulated set of activities with different highly skilled employees in well-demarcated roles. We are a well-oiled machine that embraces a sustainability mindset, a way of thinking, perceiving, and acting in any domain.

We care deeply about our workers and recognise that individuals are unique. We are cognisant of creating a work culture that supports the development of new skill sets, employees who are comfortable thinking creatively, can problem-solve individually and as a team, and break boundaries through innovating their ideas. In this way, our employees draw together their different and complementary perspectives that are culturally diverse.

Figure 9: Total Number of Employees

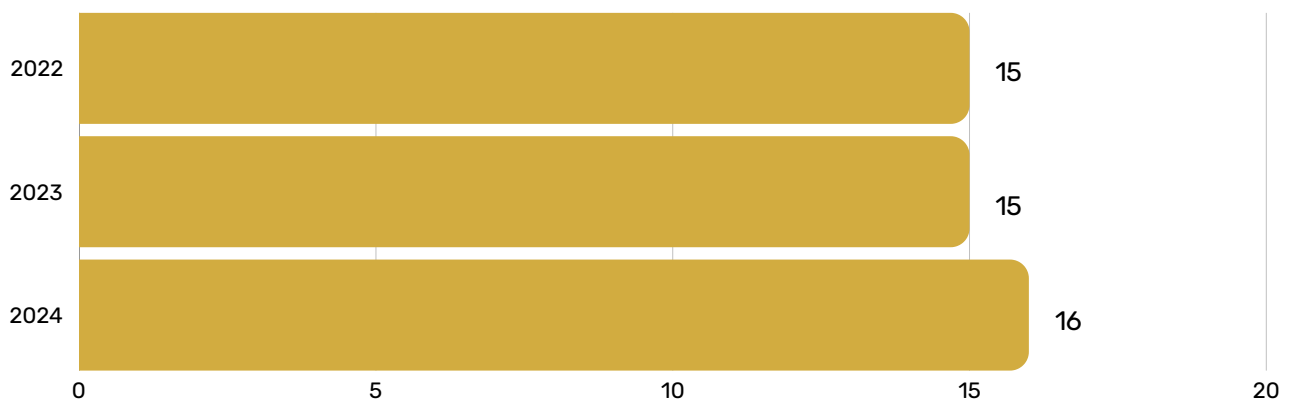
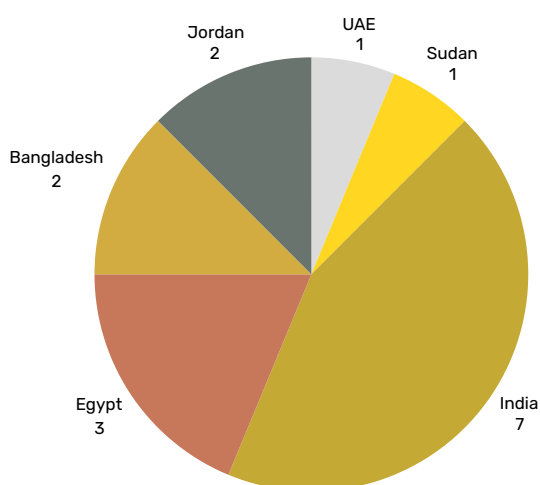


Figure 10: Number of Employees by Nationality



Training and Development


The cultivation of talent is vital for developing future leaders in today's competitive landscape. In the fast-paced business environment we face, talent management has become increasingly important. It is crucial to eliminate the stigma surrounding mental health and prioritise understanding the needs of our employees, ensuring they enjoy a stress-free work environment. To empower our team with the knowledge and skills necessary to navigate the investment sector and effectively manage investment portfolios, we offer comprehensive training programs.



Equal Opportunity and Diversity


In today's society, it is of the utmost importance to establish an environment that is a welcoming experience for people of all backgrounds and provides equal opportunity to all individuals. Our goal is to ensure that everyone, regardless of gender, beliefs, or background, has equal access to opportunities. One of our most important factors that contribute to the general success of our organisation is the development of our staff members. We are proud to be a varied community that includes people from a wide range of cultures, backgrounds, and heritages. Because of this diversity, productivity is increased, job happiness is increased, and ultimately, everyone receives better experiences due to that diversity. The company treats every single staff member with care and respect, and any type of discrimination is not accepted under any circumstances. Everyone who works for us is encouraged to work towards achieving their personal and professional goals.

ETHICAL GOVERNANCE



What Ethical Governance means to us

To preserve a robust structure, we are consistently working to enhance our corporate governance framework, with a particular emphasis on methods that are both effective and efficient. Conduct that is ethical and in conformity with all applicable laws and regulations is of the utmost importance to us. The individuals who serve on our board are dedicated to sustainably preserving the interests of stakeholders and developing value for stakeholders over the long term. To comprehend our goals, they adhere to the principles that are described in our corporate governance code.



Corporate Governance Structure

We are dedicated to maintaining high standards of corporate governance as a vital part of our sustainability strategy. Strong governance practices are crucial for achieving our sustainability goals and ensuring long-term value for our stakeholders. Our board of directors possesses a diverse range of skills and expertise. To oversee key areas of our operations, we have established several board committees, including Audit, Nominations and Remuneration, and Strategy & Investment Committee. We are committed to implementing proactive risk management practices, including assessments of ESG risks, along with mitigation processes. Our corporate governance structure is integral to our sustainability efforts and our ability to create long-term value for all our stakeholders.

Figure 11: Broad Organisational Structure

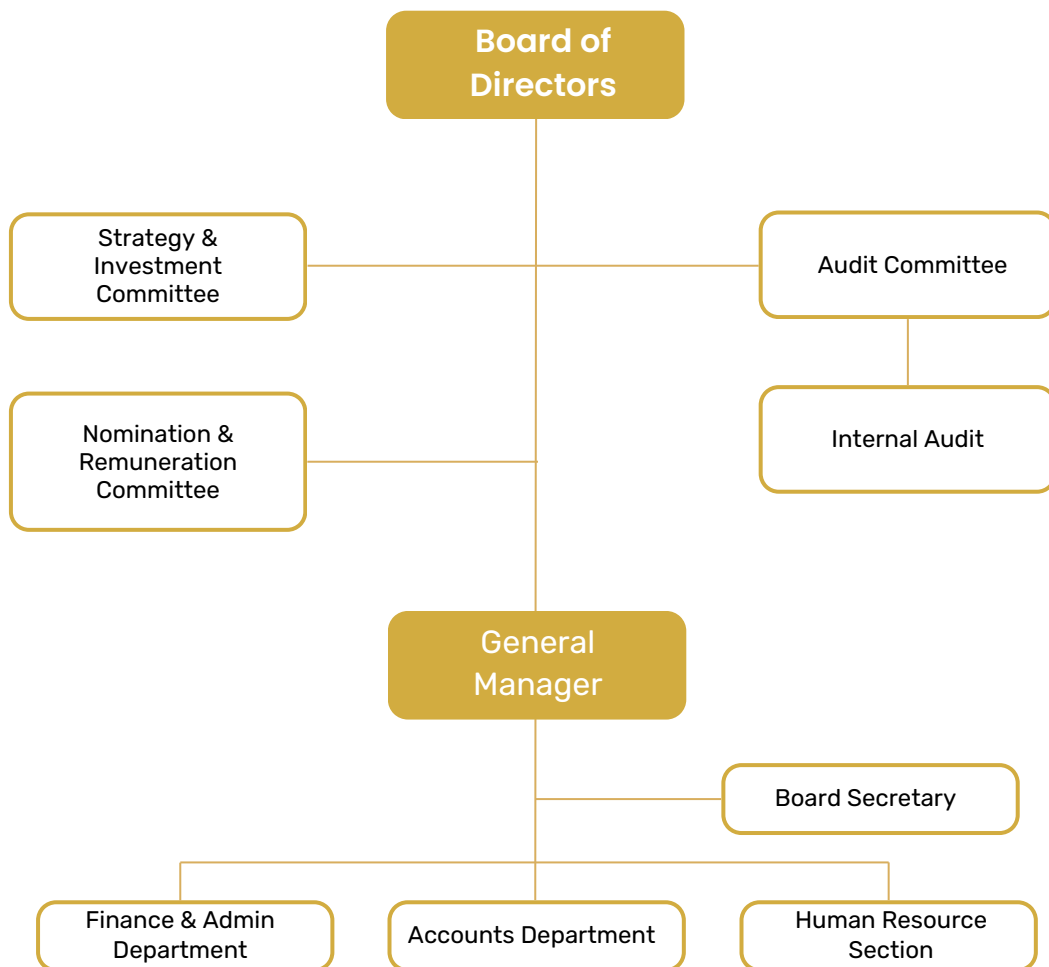


Figure 12: Board of Directors

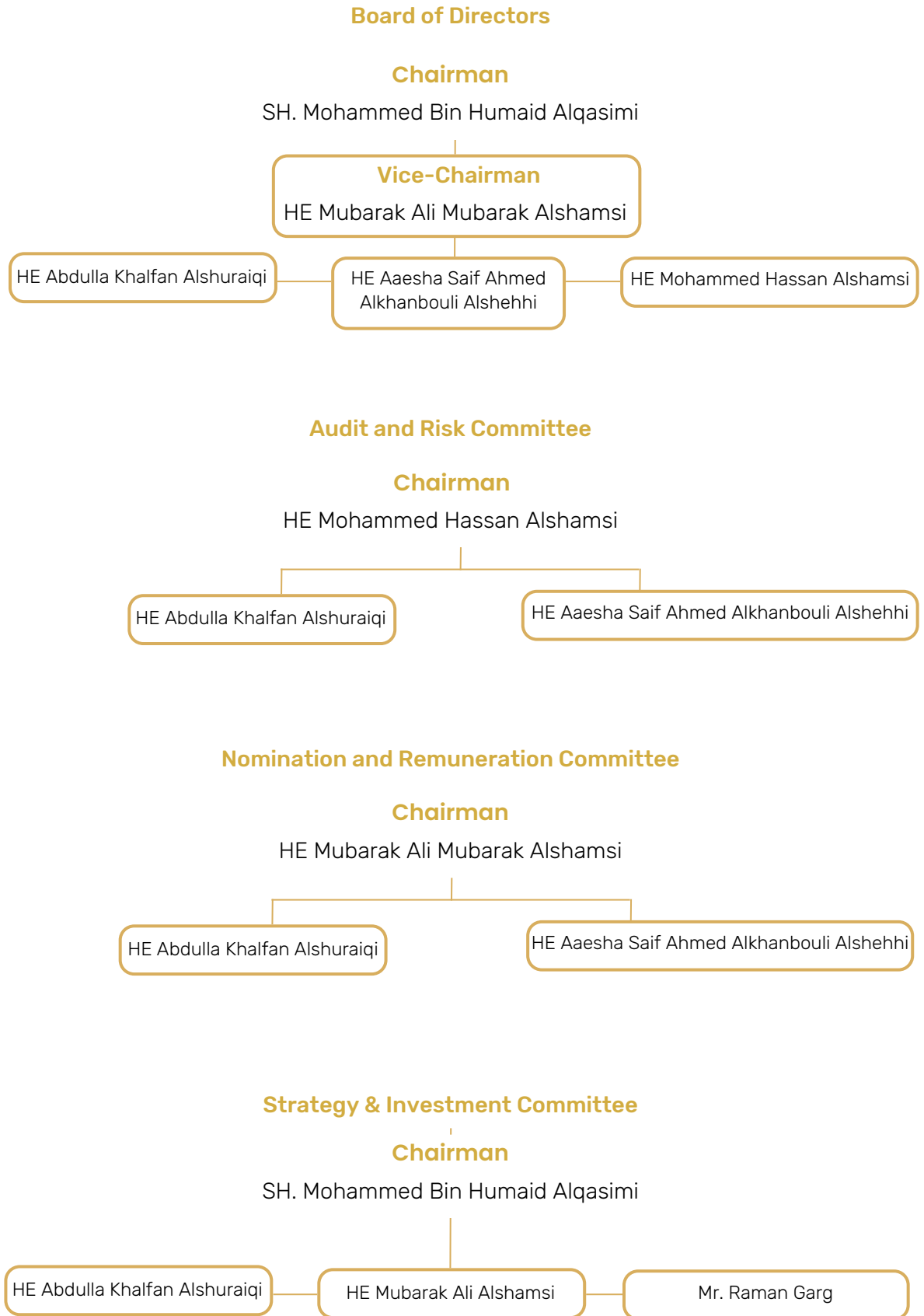


Table 2: Number of males on the Board



Table 3: Number of females on the Board




Percentage of committee chairs held by women



	♂	♀
Audit Committee	02	01
Nomination & Remuneration Committee	02	01
Strategy & Investment Committee	04	00

Number of individuals in the Board in age group of -

2022-2024	
Under 30 - 0	0
30 - 50	2
50+	3



SUSTAINABLE MANAGEMENT



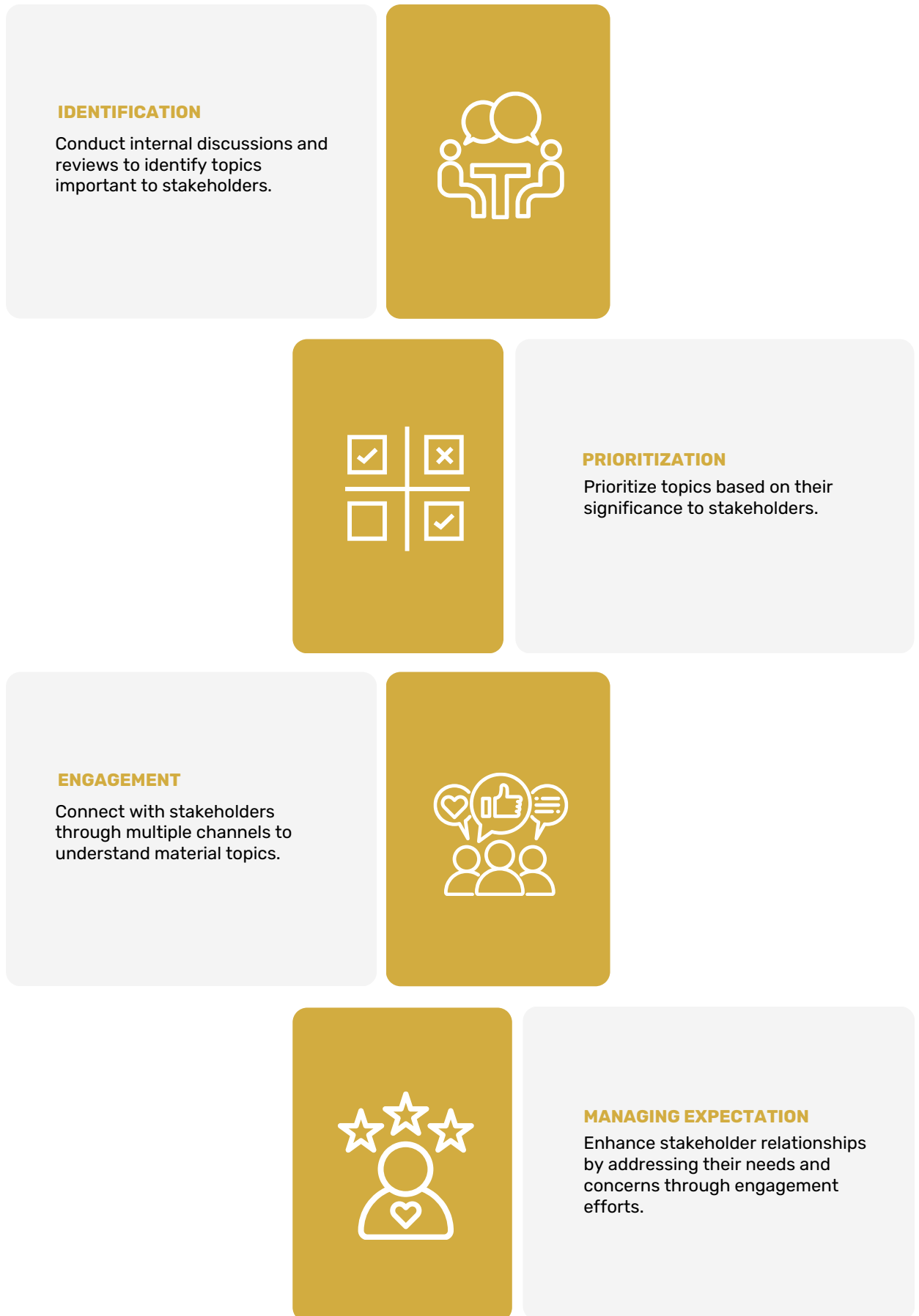
Listening to our stakeholders

We respect the significance of our esteemed stakeholders as enterprise leaders.

They motivate and propel us in our endeavours. We converse with them frequently in order to ascertain their viewpoints and mould our fundamental development strategy. We collaborate to determine the business's most critical issues and provide them with updates on governance, social, and environmental matters. We place a high value on their interests and respond accordingly, as they are a critical factor in determining our growth trajectory. We prioritise transparency in our communication and actively engage them, perpetually modifying our approach in response to their feedback. Our business philosophy is predicated on the importance of listening to our stakeholders.

Figure 13: Stakeholders

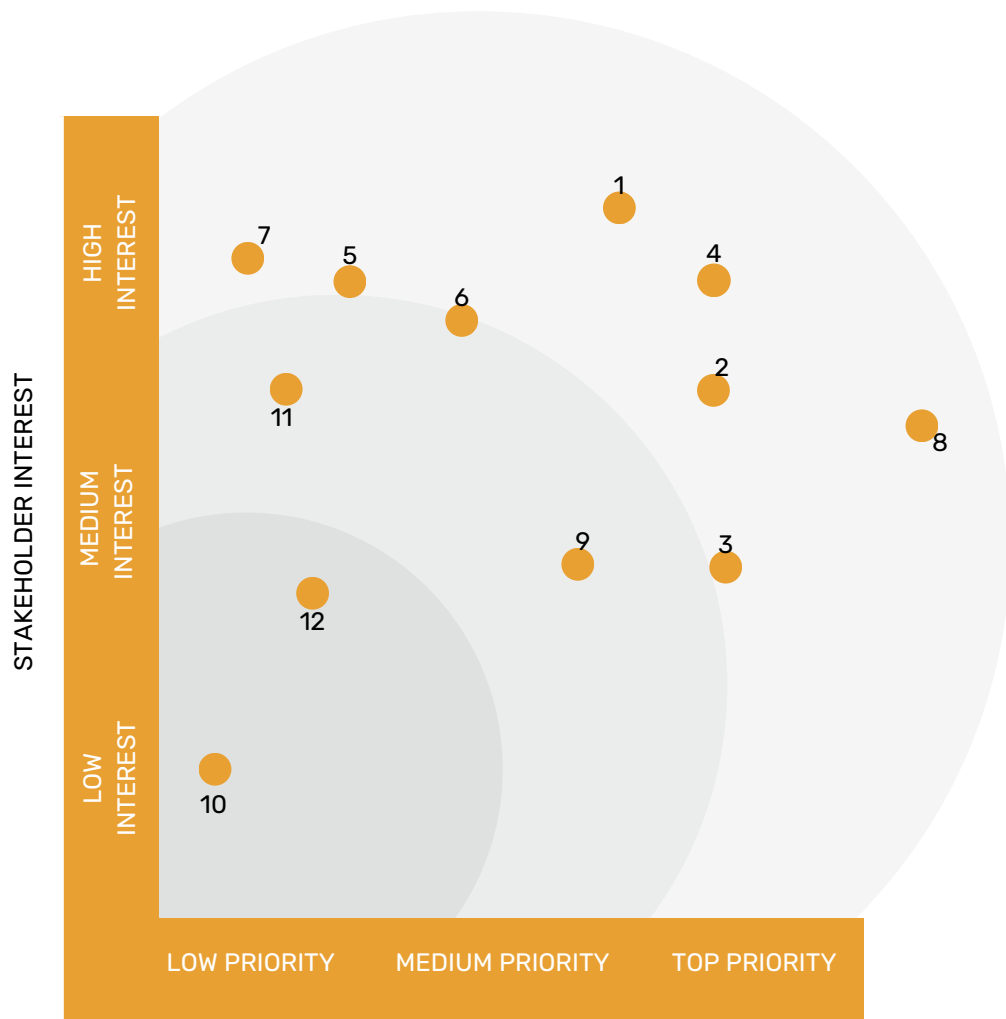


Figure 14: Stakeholder interactions

Materiality Analysis

It is essential to assess current and prospective issues by examining our stakeholders' social, economic, and environmental interests. We sustain active contact with stakeholders, regardless of their direct or indirect association with our business. This analysis is essential for determining suitable social objectives that inform the content of our sustainability report and match with our business strategy and vision. We define our objectives by consistently assessing significant challenges using data from both internal and external sources, while interacting with a varied array of stakeholders.

Stakeholder feedback profoundly affects our decisions and outcomes under this framework. Following comprehensive engagement with stakeholders, we discern critical concerns that profoundly impact our environmental, social, and economic performance.



1. Financial Performance & Stability
2. GRI 2-9, 2-12, 2-16, 2-23 - Corporate Governance & Ethical Business Practices
3. Risk Management & Regulatory Compliance
4. Sustainable Investment & ESG Integration
5. Market Trends & Economic Conditions
6. Technological Innovation in Investments
7. GRI 2-29 - Stakeholder Engagement & Investor Relations

8. GRI 401 - Employee Attraction, Retention & Well-being
9. GRI - 302, 305 - Environmental Impact of Investment Portfolios
10. GRI - 413 - Social Responsibility & Community Impact
11. GRI - 418 - Client Privacy & Data Security
12. Supply Chain & Procurement Integrity

Conclusion

RAPCO aggressively redirected its trajectory in 2024, indicative of our unwavering dedication to innovation and sustainability in the business marketplace. Our portfolio embraces environmental sustainability, and accordingly, we are committed to implementing proactive risk management procedures, which include ESG (Environmental, Social, and Governance) as a methodology for assessing our company's sustainability and ethical impact, with an emphasis on how it conducts its operations and stakeholder interactions.

Our environmental sustainability ethos is also reflected in our office space and workplace infrastructure, including our social entities, our employees, whom we genuinely care about. We embrace that everyone is different and bring special attributes to the team at RAPCO. We understand the importance of having a work culture that encourages the growth of new skill sets and people who are comfortable thinking creatively and problem-solving individually and as a team. In this approach, our personnel bring together their eclectic and complementary cultural viewpoints.




People, processes, performance, and purpose comprise our corporate governance pillars. This mechanism is supported by a comprehensive framework that steers us in what we do and how we do it. In the role of governance, policies aim to achieve equilibrium between the company's aims and community interests as a measure to enhance local socio-economic circumstances. The company's board must formulate strategies and identify methods for offering socio-economic projects, and under our umbrella, the triple bottom line for our company focuses on the 3Ps: People, Planet, Profit.






ADX ESG Index

	METRIC	CALCULATION	CORRESPONDING GRI STANDARD	RELEVANT SDGs	PAGE NO.
Environmental	E1. GHG Emissions	E1.1) Total amount, in CO ₂ equivalents, for Scope 1 E1.2) Total amount, in CO ₂ equivalents, for Scope 2 (if applicable) E1.3) Total amount, in CO ₂ equivalents, for Scope 3 (if applicable)	GRI 305: Emissions 2016		Page 10
	E2. Emissions Intensity	E2.1) Total GHG emissions per output scaling factor E2.2) Total non-GHG emissions per output scaling factor	GRI 305: Emissions 2016		Page 10
	E3. Energy Usage	E3.1) Total amount of energy directly consumed E3.2) Total amount of energy indirectly consumed	GRI 302: Energy 2016		Page 10
	E4. Energy Intensity	Total direct energy usage per output scaling factor	GRI 302: Energy 2016		Page 10




Environmental

METRIC	CALCULATION	CORRESPONDING GRI STANDARD	RELEVANT SDGs	PAGE NO.
E5. Energy Mix	Percentage: Energy usage by generation type	GRI 302: Energy 2016		Page 10
E6. Water Usage	E6.1) Total amount of water consumed E6.2) Total amount of water reclaimed	GRI 303: Water and Effluents 2018		Page 11
E7. Environmental Operations	E7.1) Does your company follow a formal Environmental Policy? Yes, No E7.2) Does your company follow specific waste, water, energy, and/or recycling polices? Yes/No E7.3) Does your company use a recognized energy management system? Yes/No	GRI 103: Management Approach 2016*		No No No
E8. Environmental Oversight	Does your Board/ Management Team oversee and/or manage climate-related risks? Yes/No	GRI 102: General Disclosures 2016		Page 09

	METRIC	CALCULATION	CORRESPONDING GRI STANDARD	RELEVANT SDGs	PAGE NO.
	E9. Environmental Oversight	Does your Board/Management Team oversee and/or manage other sustainability issues? Yes/No			Yes
	E10. Climate Risk Mitigation	Total amount invested, annually, in climate-related infrastructure, resilience, and product development?			Page 09
Social	S1. CEO Pay Ratio	S1.1) Ratio: CEO total compensation to median FTE total compensation S1.2) Does your company report this metric in regulatory filings? Yes/No	GRI 102: General Disclosures 2016		We are working to provide this data in future reports. Yes
	S2. Gender Pay Ratio	Ratio: Average male compensation to average female compensation	GRI 405: Diversity and Equal Opportunity 2016		Page 16
	S.3 Employee Turnover	S3.1) Percentage: Year-Over-Year change for full-time employees	GRI 401: Employment 2016		Page 15

	METRIC	CALCULATION	CORRESPONDING GRI STANDARD	RELEVANT SDGs	PAGE NO.
Social		S3.2) Percentage: Year-Over-Year change for part-time employees S3.3) Percentage: Year-Over-Year change for contractors and/or consultants			Page 15 Page 15
	S.4 Gender Diversity	S4.1) Percentage: Total enterprise headcount held by men and women	GRI 102: General Disclosures 2016		Page 16
		S4.2) Percentage: Entry- and mid-level positions held by men and women	GRI 405: Diversity and Equal Opportunity 2016		Page 16
		S4.3) Percentage: Senior- and executive-level positions held by men and women	GRI 405: Diversity and Equal Opportunity 2016		Page 21
	S.5 Temporary Worker Ratio	S5.1) Percentage: Total enterprise headcount held by part-time employees	GRI 102: General Disclosures 2016		Page 15
S5.2) Percentage: Total enterprise headcount held by contractors and/or consultants		Page 15			

METRIC	CALCULATION	CORRESPONDING GRI STANDARD	RELEVANT SDGs	PAGE NO.
S6. Non-Discrimination	Does your company follow a sexual harassment and/or nondiscrimination policy? Yes/No	GRI 103: Management Approach 2016*		Yes
S7. Injury Rate	Percentage: Frequency of injury events relative to total workforce time	GRI 403: Occupational Health and Safety 2018		No
S8. Global Health & Safety	Does your company follow an occupational health and/or global health & safety policy? Yes/No	GRI 403: Occupational Health and Safety 2018		No
S9. Child & Forced Labor	S9.1) Does your company follow a child and/or forced labor policy? Yes/No S9.2) If yes, does your child and/or forced labor policy also cover suppliers and vendors? Yes/No	GRI 103: Management Approach 2016*		Yes, we adhere to UAE laws.
S10. Human Rights	S10.1) Does your company follow a human rights policy? Yes/No	GRI 103: Management Approach 2016*		Yes

	METRIC	CALCULATION	CORRESPONDING GRI STANDARD	RELEVANT SDGs	PAGE NO.
Social		S10.2) If yes, does your human rights policy also cover suppliers and vendors? Yes/No			No
	S11. Nationalization	S11.1) Percentage of national employees S11.2) Direct and indirect local job creation			6%
	S12. Community Investment	S12.1) Amount invested in the community, as a percentage of company revenues			No Amount Invested
Governance	G1. Board Diversity	G1.1) Percentage: Total board seats occupied by men and women G1.2) Percentage: Committee chairs occupied by men and women	GRI 405: Diversity and Equal Opportunity 2016		Page 21 Page 21
	G2. Board Independence	G2.1) Does company prohibit CEO from serving as board chair? Yes/No	GRI 102: General Disclosures 2016		Yes

Governance

METRIC	CALCULATION	CORRESPONDING GRI STANDARD	RELEVANT SDGs	PAGE NO.
	G2.2) Percentage: Total board seats occupied by independents			Page 21
G3. Incentivized Pay	Are executives formally incentivized to perform on sustainability? Yes/No	GRI 102: General Disclosures 2016		No
G4. Supplier Code of Conduct	G4.1) Are your vendors or suppliers required to follow a Code of Conduct? Yes/ No G4.2) If yes, what percentage of your suppliers have formally certified their compliance with the code?	GRI 102: General Disclosures 2016 GRI 103: Management Approach 2016*		The company is following general trade practices as per industry standards.
G5. Ethics & Anti-Corruption	G5.1) Does your company follow an Ethics and/or Anti-Corruption policy? Yes/No G5.2) If yes, what percentage of your workforce has formally certified its compliance with the policy?	GRI 102: General Disclosures 2016 GRI 103: Management Approach 2016*		Yes

	METRIC	CALCULATION	CORRESPONDING GRI STANDARD	RELEVANT SDGs	PAGE NO.
Governance	G6. Data Privacy	G6.1) Does your company follow a Data Privacy policy? Yes/No G6.2) Has your company taken steps to comply with GDPR rules? Yes/No	GRI 103: Management Approach 2016*		No Potential areas are being evaluated, to be covered in subsequent reports.
	G7. Sustainability Reporting	G7.1) Does your company publish a sustainability report? Yes/No G7.2) Is sustainability data included in your regulatory filings? Yes/No			Yes, this is our Fifth sustainability report. Yes
	G8. Disclosure Practices	G8.1) Does your company provide data to sustainability reporting frameworks? G8.2) Does your company focus on specific UN Sustainable Development Goals (SDGs)? Yes/No G8.3) Does your company set targets and report progress on the UN SDGs? Yes/No			No, we will be considering in future for necessary disclosures. Yes No, we will be considering in next report for necessary disclosures.

	METRIC	CALCULATION	CORRESPONDING GRI STANDARD	RELEVANT SDGs	PAGE NO.
Governance	G9. External Assurance	Are your sustainability disclosures assured or validated by a third party? Yes/No	GRI 102: General Disclosures 2016 * GRI 103: Management Approach 2016 is to be used in combination with the topic specific Standards		We chose to have internal assurance this year since it is our fourth year of reporting.





RAPCO INVESTMENT PJSC

Contact

Tel: +971 7 243 4477

Email: compliance@rapcoinvestment.ae